

UNITED STATES
SECURITIES AND EXCHANGE COMMISSION
Washington, D.C. 20549

SCHEDULE 14A
(Rule 14a-101)
SCHEDULE 14A INFORMATION

Proxy Statement Pursuant to Section 14(a) of
the Securities Exchange Act of 1934 (Amendment No.)

Filed by the Registrant

Filed by a Party other than the Registrant

Check the appropriate box:

- Preliminary Proxy Statement
 Confidential, for Use of the Commission Only (as permitted by Rule 14a-6(e)(2))
 Definitive Proxy Statement
 Definitive Additional Materials
 Soliciting Material under §240.14a-12

Hess Corporation

(Name of Registrant as Specified In Its Charter)

ELLIOTT ASSOCIATES, L.P.
ELLIOTT INTERNATIONAL, L.P.
PAUL E. SINGER
ELLIOTT CAPITAL ADVISORS, L.P.
ELLIOTT SPECIAL GP, LLC
BRAXTON ASSOCIATES, INC.
ELLIOTT ASSET MANAGEMENT LLC
THE LIVERPOOL LIMITED PARTNERSHIP
LIVERPOOL ASSOCIATES LTD.
ELLIOTT INTERNATIONAL CAPITAL ADVISORS INC.
HAMBLEDON, INC.
ELLIOTT MANAGEMENT CORPORATION
RODNEY F. CHASE
HARVEY GOLUB
KARL F. KURZ
DAVID McMANUS
MARSHALL D. SMITH
WILLIAM B. BERRY
JONATHAN R. MACEY

(Name of Person(s) Filing Proxy Statement, if other than the Registrant)

Payment of Filing Fee (Check the appropriate box):

- No fee required.
 Fee computed on table below per Exchange Act Rules 14a-6(i)(1) and 0-11.
- (1) Title of each class of securities to which transaction applies:

- (2) Aggregate number of securities to which transaction applies:

- (3) Per unit price or other underlying value of transaction computed pursuant to Exchange Act Rule 0-11 (set forth the amount on which the filing fee is calculated and state how it was determined):

- (4) Proposed maximum aggregate value of transaction:

- (5) Total fee paid:

- Fee paid previously with preliminary materials.
 Check box if any part of the fee is offset as provided by Exchange Act Rule 0-11(a)(2) and identify the filing for which the offsetting fee was paid previously. Identify the previous filing by registration statement number, or the Form or Schedule and the date of its filing.
- (1) Amount Previously Paid:

- (2) Form, Schedule or Registration Statement No.:

- (3) Filing Party:

- (4) Date Filed:

On April 17, 2013, Elliott Associates, L.P. and Elliott International, L.P. used the following presentation materials in a meeting with Institutional Shareholder Services.



Elliott Management's Perspectives:

There Are Fundamental, Deep-Rooted Problems at Hess

Shareholder Nominees Acknowledge The Problems and Can Fix Them

April 2013

www.ReassessHess.com



Elliott Associates, L.P. and Elliott International, L.P. ("Elliott") filed a definitive proxy statement and an accompanying proxy card with the Securities and Exchange Commission on April 3, 2013 to be used to solicit proxies in connection with the 2013 Annual Meeting of Stockholders (including any adjournments or postponements thereof or any special meeting that may be called in lieu thereof) (the "2013 Annual Meeting") of Hess Corporation (the "Company"). Information relating to the participants in such proxy solicitation is available in the definitive proxy statement filed by Elliott with the Securities and Exchange Commission on April 3, 2013 and in any amendments to that definitive proxy statement. Stockholders are advised to read the definitive proxy statement and other documents related to the solicitation of stockholders of the Company for use at the 2013 Annual Meeting because they will contain important information, including additional information relating to the participants in such proxy solicitation. Elliott's definitive proxy statement and a form of proxy will be mailed to stockholders of the Company. These materials and other materials filed by Elliott in connection with the solicitation of proxies will be available at no charge at the Securities and Exchange Commission's website at www.sec.gov. The definitive proxy statement and other relevant documents filed by Elliott with the Securities and Exchange Commission will also be available, without charge, by directing a request to Elliott's proxy solicitor, Okapi Partners, at its toll-free number (877) 796-5274 or via email at info@okapipartners.com.

Cautionary Statement Regarding Forward-Looking Statements

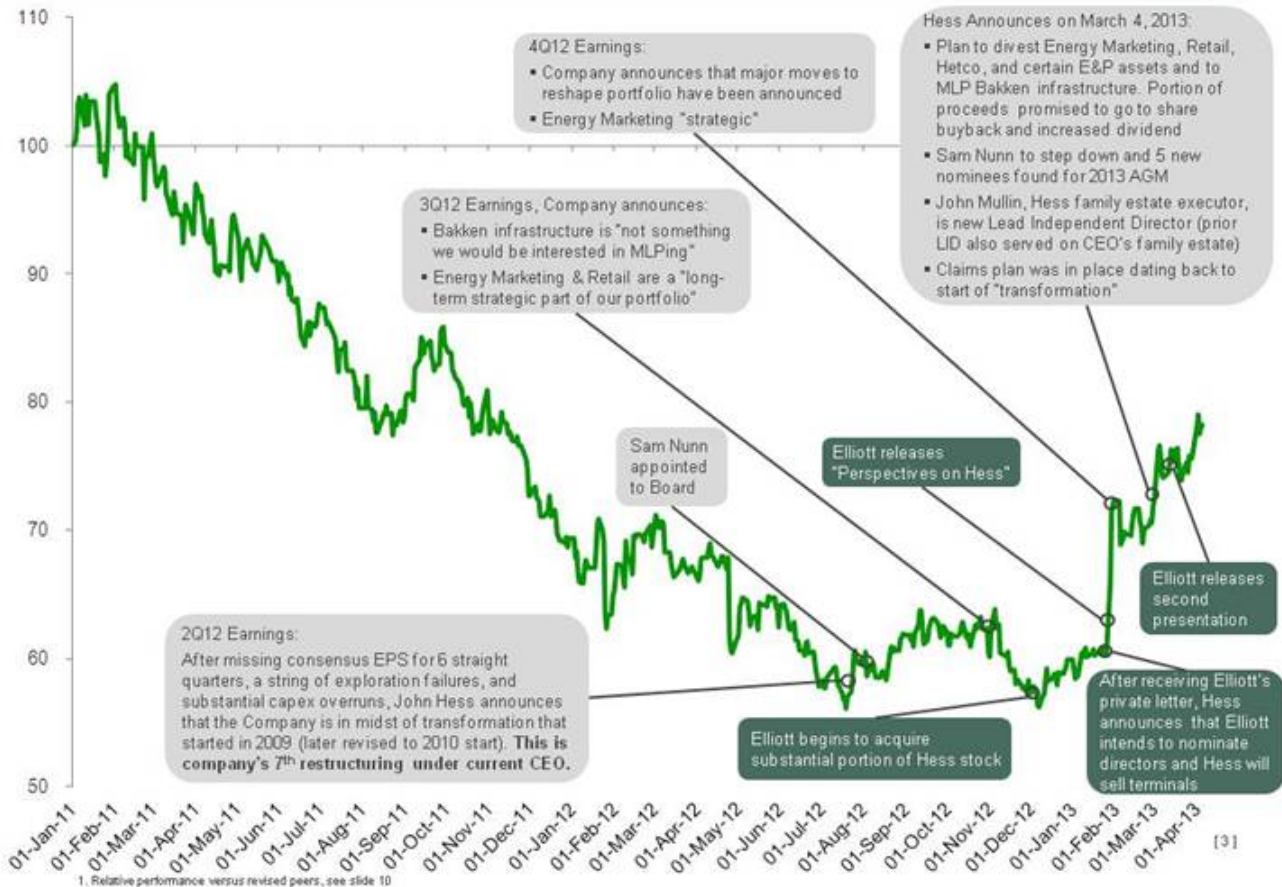
The information herein contains "forward-looking statements." Specific forward-looking statements can be identified by the fact that they do not relate strictly to historical or current facts and include, without limitation, words such as "may," "will," "expects," "believes," "anticipates," "plans," "estimates," "projects," "targets," "forecasts," "seeks," "could" or the negative of such terms or other variations on such terms or comparable terminology. Similarly, statements that describe our objectives, plans or goals are forward-looking. Our forward-looking statements are based on our current intent, belief, expectations, estimates and projections regarding the Company and projections regarding the industry in which it operates. These statements are not guarantees of future performance and involve risks, uncertainties, assumptions and other factors that are difficult to predict and that could cause actual results to differ materially. Accordingly, you should not rely upon forward-looking statements as a prediction of actual results and actual results may vary materially from what is expressed in or indicated by the forward-looking statements.

Table of Contents



(1) Change is Necessary	3
— There Are Fundamental Problems at Hess	7
— Culture of Avoiding Accountability	53
— Hess Reacts Defensively and Fails to Address Its Problems	84
(2) Shareholder Nominees Acknowledge The Problems and Can Fix Them	109
— Harvey Golub: Setting a Focused Strategy	114
— Karl Kurz: Instilling Capital Discipline	119
— Mark Smith: Overseeing Operational Excellence	123
— David McManus: Executing Effective Restructuring	127
— Rodney Chase: Instilling Oversight & Accountability	131
— Superior Nominees with Unparalleled Experience	136
Additional information	
— Compensation	145
— Peer Group Selection	151

Timeline of Events: Hess Relative Performance Since January 2011⁽¹⁾



Elliott owns 4.52% of Hess stock, valued at over \$1 billion.

Hess is our largest initial equity investment in our 36-year history. Our belief in the potential of Hess is demonstrated by the substantial investment we have made in the Company.

Great Assets Worth \$39 to \$50 billion in Value / \$96 to 128 per Share⁽¹⁾



Unconventionals

Large, un-replicable and highly desirable position in core of Bakken, a premier U.S. oil resource play

- W.D. Von Gonten study concluded Hess has higher per acre value and is very comparable to CLR in absolute value

Additional core position in Utica shale, promising emerging liquids play

- Extensive acreage located in core liquids-rich zone



Conventionals

Long-life, oil-weighted reserves in "crown jewel" assets and favorable oil-linked gas assets in Southeast Asia

- Valhall (Norway), Shenzi (GOM), Ceiba & Okume (Equatorial Guinea), JDA (Malaysia-Thailand)
- Highly desirable asset base to numerous parties



Midstream

Valuable midstream infrastructure in Bakken

- Tioga gas plant (ultimate capacity of 250mmcf/d) – Wall St expects \$200mm of annual cash flow
- Bakken rail terminal with capacity of 54,000 bbl/d generating average \$14+ uplift per bbl through the third quarter – results in \$285mm annualized

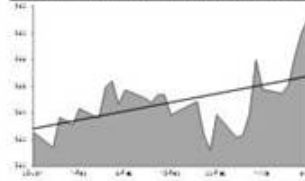


Downstream

Saleable downstream businesses – upside potential from unlocking working capital

- 1,360 retail stations
- 20 petroleum terminals
- Energy marketing & distribution
- Gas fired power plants

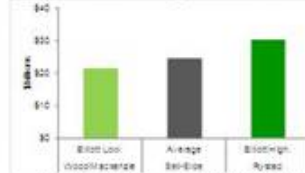
Bakken Value Continues to Increase



Elliott Estimates

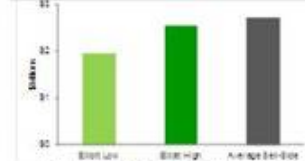
TEV
~\$13.0 billion to \$14.4 billion

Wall St. NAV Average of Elliott TEV



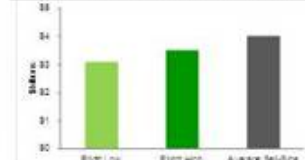
TEV
~\$21.4 billion to \$30.2 billion

Wall St. NAV Exceeds Elliott TEV



TEV
~\$2.0 billion to \$2.5 billion

Wall St. NAV Exceeds Elliott TEV



TEV
~\$3.1 billion to \$3.5 billion

Sources: see Elliott's March Presentation to Hess Shareholders
1. Elliott's estimates, see Elliott's March Presentation to Hess Shareholders

The simple truth is one widely recognized in the oil & gas industry: there are fundamental problems at Hess.

Despite terrific assets, the Company continues

- to lack a focused strategy,
- to experience persistent operational issues,
- to engage in woefully flawed capital allocation, and
- to have a culture of denial at the top of the organization that rewards underperformance and avoids accountability.

These problems must be acknowledged if they will ever be fixed.



Unrelenting Underperformance

Lack of Focus

Undisciplined Capital Allocation

Operational Mismanagement

Endless Ineffective Restructurings

Abysmal Governance Culture

[8]



Hess Has Failed to Deliver Returns to Shareholders.

Hess Has Underperformed:

- **By Any Objective Measure,**
- **Over Any Relevant Time Period, and**
- **Against Any Pertinent Benchmark**

[9]

Unrelenting Underperformance, Including Most Recent “Transformation” Meanwhile, CEO Shifts Time Period He Wants Shareholders to Evaluate



“You can’t judge us on a one-year basis. You have to do it over the long term.”

- John Hess, January 2010⁽¹⁾

“Since July 24, 2012, the last day of trading before we announced our updated strategy, Hess shares have increased...”

- John Hess, January 2013⁽²⁾

Hess Over (Under) Performance⁽³⁾

	John Hess Tenure					
	17 Years	5-Year	4-Year	3-Year	2-Year	1-Year
vs Proxy Peers	(333)%	(31)%	(43)%	(29)%	(40)%	(17)%
vs Revised Proxy Peers	(460)%	(45)%	(63)%	(44)%	(47)%	(20)%
vs Bakken Operators	NA	(263)%	(984)%	(184)%	(70)%	(16)%
vs XLE	NA	(31)%	(57)%	(43)%	(44)%	(20)%
vs XOP	NA	(39)%	(81)%	(52)%	(39)%	(15)%

Relative Performance Since Start of “Transformation”⁽⁴⁾



Source: Bloomberg, Company filings

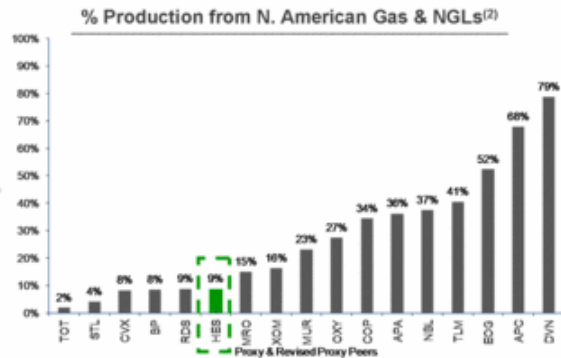
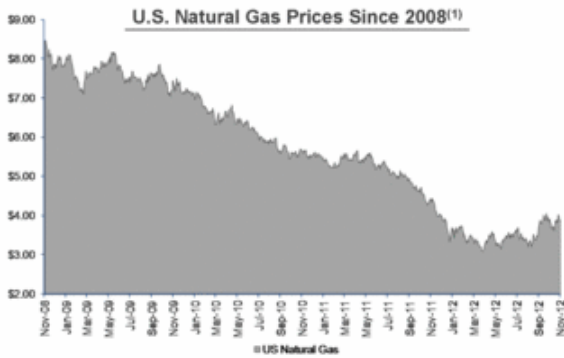
- Hess 4Q 2009 Earnings call
- Hess press release, January 28, 2013
- As of 11/28/12, date before which Elliott began to purchase a substantial amount of Hess stock
Proxy peers: Used by Hess for mgmt compensation: Anadarko, Apache, BP,

- Chewron, ConocoPhillips, Devon, EOG, Exxon, Marathon, Murphy, Occidental, Shell, Statoil, Talisman and Total; Revised proxy peers: excludes Devon & Talisman due to high North America gas weighting; excludes BP, Shell, Statoil, Total due to European super major status; includes Noble as additional relevant competitor; Bakken Operators: Includes Continental, Oasis and Kodiak
- Performance versus Revised proxy peers

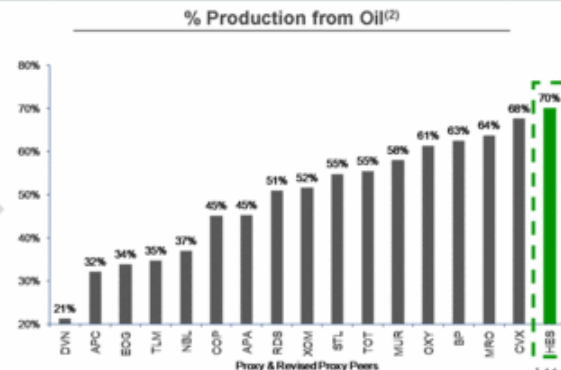
Hess Should Have Easily Outperformed Given Its Low Exposure to North American Natural Gas and Highest Oil Weighting of Any Peer...



Hess's low exposure to N.A. natural gas means minimal impact from collapsing natural gas prices



Highest exposure of peers to oil means favorable impact from escalating oil prices



Sources: Company Filings, Bloomberg
1. January 2013 Natural Gas

2. % of 2012 Production
3. January 2013 Brent Oil

[11]

...And Material Position in the Bakken, a Premier U.S. Oil Resource Play

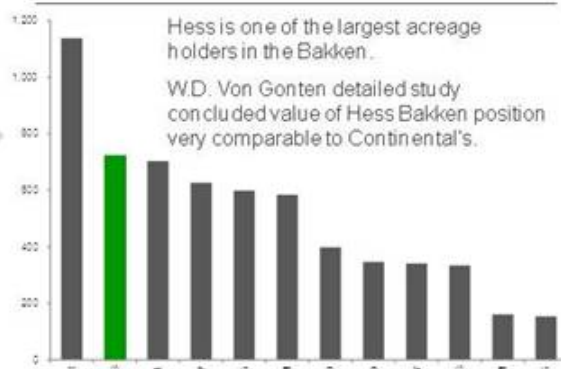


- Despite stock price of Bakken operators increasing ~1,100% since 2008...
- Despite Continental Resources (a Bakken pure play with equivalent acreage to Hess) creating \$10 billion of market capitalization over the last four years through effective execution in the Bakken ...
- Despite Hess having one of the leading acreage positions in the Bakken ...
- Hess's stock performance has languished

Stock Performance of Bakken Operators(1)



Leading Public Bakken Operators by Acreage(2)



Sources: Company Filings, Bloomberg
1. Bakken operators includes CLR, OAS, and KOG

2. Company filings and presentations

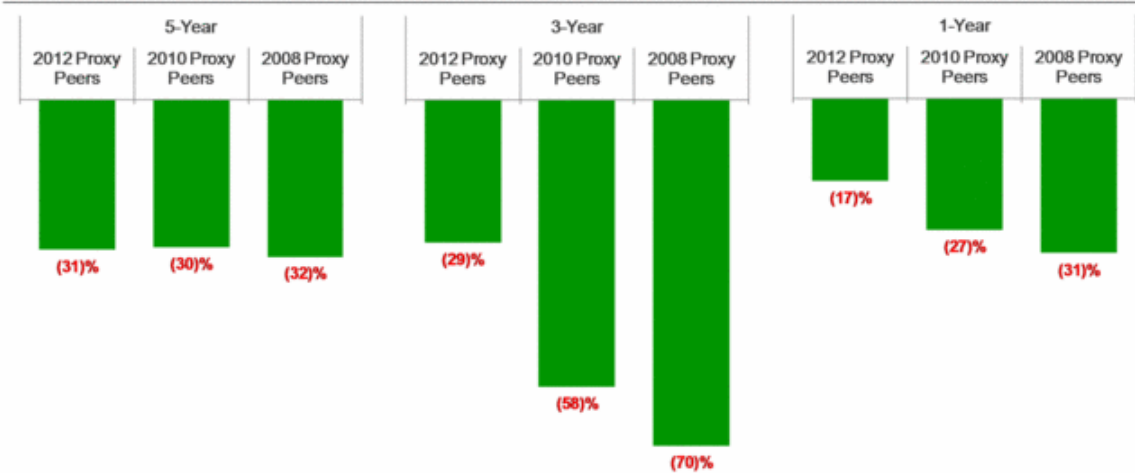
[12]

Hess Constantly Switches Proxy Peers But Continues to Underperform



Over the last five years, Hess has dropped 6 peers and added 5 new peers out of an original peer set of 16 companies (a churn of 69%).⁽¹⁾ Still, underperformance is clear.

Hess Over (Under) Performance vs Proxy Peers⁽²⁾



Source: Bloomberg, Company filings

1. From 2008 proxy peers through 2012 proxy peers
2. As of 11/28/12, date before which Elliott began to purchase a substantial amount of Hess stock

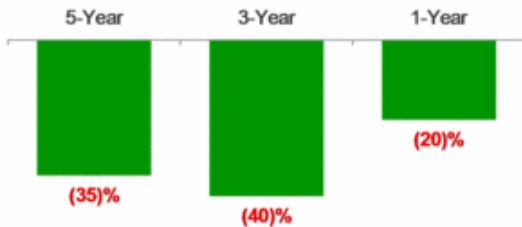
[13]

Underperforms Even Against More Integrated Peers—Peers Who Have Downstream Operations That Have Not Benefited From Oil Price Increase

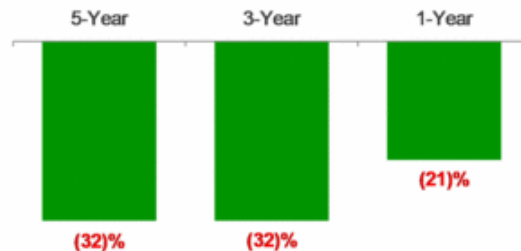


In recent materials to Shareholders, Hess measures itself on a 10 year basis against only 6 of its 9 integrated proxy peers. Average market cap of these 6 is over 11x greater than Hess⁽¹⁾

Underperformance vs. Integrated Peers from Proxy^(1,2)



Underperformance vs. Hess Cherry-Picked Integrated Peers^(1,3)



5 Year Relative Performance⁽²⁾



5 Year Relative Performance⁽³⁾



Source: Bloomberg

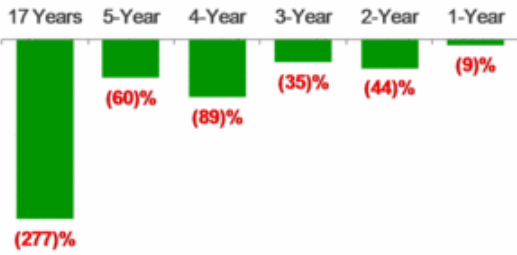
1. As of 11/28/12, date before which Elliott began to purchase a substantial amount of Hess stock
2. Includes BP, CVX, COP, XOM, MRO, OXY, RDS, STL and TOT. COP and MRO were integrated until May 2012 & July 2011 respectively
3. Includes BP, CVX, XOM, RDS, STL, and TOT, as per Hess presentation filed on 4/5/13

[14]

**Most Relevant Peers are Anadarko, Noble, Conoco, and Marathon
Hess Has Dramatically Underperformed Them All**

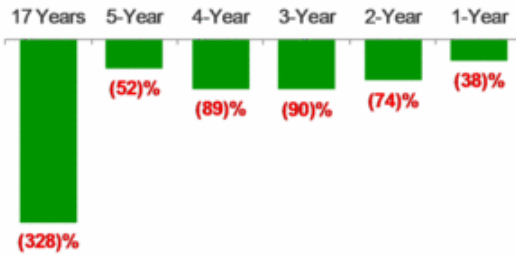


Anadarko



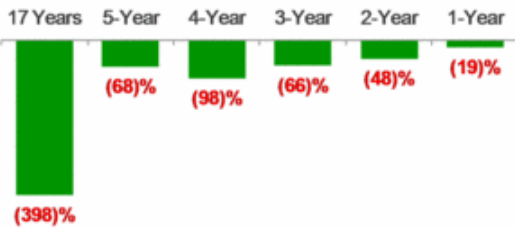
“Anadarko, perhaps Hess’ most comparable peer...”
Wood Mackenzie (September 2012)

ConocoPhillips (COP / PSX)



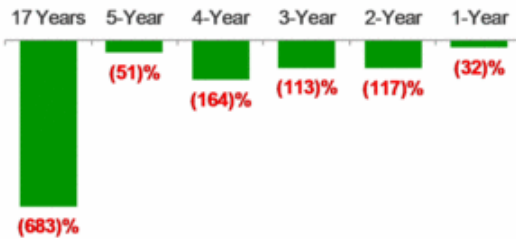
Integrated peer that transformed to pure-play E&P

Noble Energy



“In particular, we believe Noble Energy provides the most appropriate benchmark...”
Bank of America Merrill Lynch (April 1, 2013)

Marathon (MRO / MPC)



Integrated peer that transformed to pure-play E&P

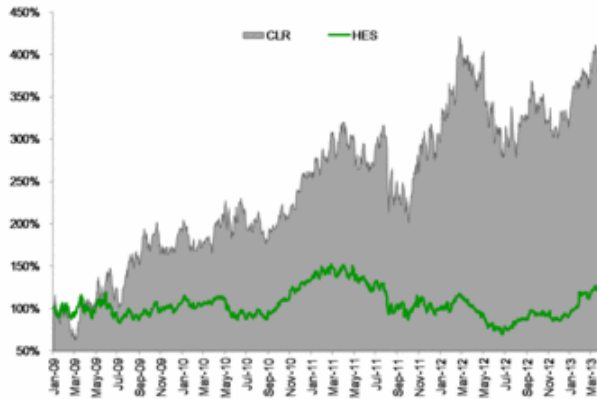
Source: Bloomberg
As of 11/26/12, date before which Elliott began to purchase a substantial amount of Hess stock

Hess's Most Relevant Comparable in the Bakken is Continental
 Continental Generated \$10 Billion in Market Cap While Hess Went Nowhere



2009-2012 ⁽¹⁾	Hess	Continental
Increase in Bakken Production	~55,000 boe/d	~56,700 boe/d
Equity Issued	\$0.7bn	\$1.0bn
Bakken EBITDA Generated	\$2.4bn	\$2.5bn
Total Return	1%	255%
Change in Market Capitalization	+\$0.6bn	+ \$10.1bn

Despite similar production growth
 ... and comparable equity issuance
 ... and comparable EBITDA generation
 Continental has created \$10 billion of equity value, while Hess stood still. WHY?



Source: Company Filings, Bloomberg
 1. See slide 65

Fundamental Problems at Hess



Unrelenting Underperformance

Lack of Focus

Undisciplined Capital Allocation

Operational Mismanagement

Endless Ineffective Restructurings

Abysmal Governance Culture

Multitude of Businesses and Geographies Demonstrates Lack of Focus That Results in Hess Being Subscale in Nearly Every Area in Which It Competes



Laundry List of Non-Upstream Distractions

- Dotted line indicates divestiture announced after Jan 25, 2013 (date Elliott sent private letter to Hess)
- Green shading indicates business declared "long term strategic" in November 2012 and January 2013 before announcement to sell



Sources: Company Filings, Bloomberg

1. Hess 2012 10-K, pro forma for divestitures announced or completed through April 12, 2013

Laundry List of Upstream Locations

- Upstream operations in 17 countries⁽¹⁾ including:
 - Algeria, Australia, Brunei, China, Colombia, Denmark, Egypt, Equatorial Guinea, France, Ghana, Indonesia, the Kurdistan region of Iraq, Libya, Malaysia, Norway, Thailand, and the United States
 - Announced intention to sell Indonesia and Thailand on March 4th
- Geographic span of a major, yet Hess is a fraction in size:
 - Market cap is under 1/11th the average of majors in its proxy peers⁽²⁾
 - 1/23rd of Exxon⁽²⁾
 - 1/12th of Chevron⁽²⁾

Hess Upstream Operations⁽³⁾



2. As of 11/26/12, date before which Elliott began to purchase a substantial amount of Hess stock

3. Hess website January 2013

[18]

Compared to Peers of Similar Market Cap Size and Even Pro Forma for Hess Divestitures Announced or Completed, Hess Upstream Operations Remain Spread Across 4x As Many Countries



Company	Market Cap ⁽¹⁾		Countries Listed in 10K		Countries with Significant Operations ⁽²⁾	
	Size	Multiple of Hess	Number	% of Hess	Number	% of Hess
Hess	\$16.8		17 ⁽³⁾		12 ⁽³⁾	
Anadarko	\$36.8	2.2x	16	94%	5	42%
Apache	\$30.4	1.8x	7	40%	6	50%
Cabot	\$10.1	0.6x	1	6%	1	8%
Chesapeake	\$11.2	0.7x	1	6%	1	8%
Concho	\$8.1	0.5x	1	6%	1	8%
Continental	\$12.5	0.7x	1	6%	1	8%
Devon	\$21.5	1.3x	2	12%	2	17%
Encana	\$16.0	1.0x	2	12%	2	17%
EOG	\$31.5	1.9x	6	35%	3	25%
Marathon	\$21.9	1.3x	12	71%	7	58%
Murphy	\$11.2	0.7x	12	71%	4	33%
Noble	\$17.2	1.0x	11	65%	6	50%
Pioneer	\$12.9	0.8x	1	6%	1	8%
Range	\$10.7	0.6x	1	6%	1	8%
Southwestern	\$12.4	0.7x	2	12%	2	17%
Talisman	\$11.9	0.7x	12	71%	8	67%

"We've been clear. We are very proud of the global portfolio we have."

John Hess
January 2013⁽⁴⁾

Relative to the average of similar sized peers:

- Hess operates in 3x as many countries
- Hess has significant operations in 4x as many countries

Sources: Hess Website, Company Filings, Bloomberg

1. As of 11/26/12, date before which Elliott began to purchase a substantial amount of Hess stock

2. Countries with significant operations based on each company's disclosure in the 10K. Includes countries that each company describes as "core". If the Company did not describe any

countries as "core", countries with meaningful reserves, production and/or E&P capital spend were included.

3. Pro Forma for announced or completed divestitures

4. 4Q Earnings Call, January 30, 2013

[19]



Management wants to run a global conglomerate

"In terms of exploration and production, we are different than the other independents. We are the most global."

- John Hess, Chairman & CEO Hess
June 2010⁽¹⁾

"We want to maintain our global presence and our global reach because we believe that the globe provides many opportunities now and will also in the future. So we want to maintain that global scale and capability."

- Gregory Hill, EVP Worldwide E&P Hess
November 2012⁽²⁾

Analysts doubtful of strategic rationale

"In multiple client conversations throughout the day we found literally no one that defended the shape, nor global strategy of Hess."

- Deutsche Bank (January 30, 2013)

"We are skeptical that Hess's current global growth strategy will yield superior returns or growth, as its organization appears to be spread thin and we think it is unlikely that Hess can have a competitive advantage in all the areas it is pursuing."

- Goldman Sachs (June 11, 2012)

"On the upstream side, we question whether the company has the bandwidth to operate in over 20 countries... We do not believe a company of Hess's size will get credit in the market for a shotgun approach to investing across the world..."

- Citigroup (July 20, 2012)

1. Bernstein Conference, June 2010
2. Bank of America Merrill Lynch Conference, November 2012



"We have the portfolio of a major, we have the technical challenges of a major..."

John Hess, June 2010⁽¹⁾

Hess is NOT a major

- It is 1/23rd the size of Exxon and 1/12th the size of Chevron
- Yet, CEO is adamant in running Hess as though it were of similar size
- The result is a distracted organization:
 - Subscale in nearly every basin in which it competes
 - Lacking capital discipline
 - Overwhelmed by operational missteps resulting in further distraction

[21]

1. Bernstein Conference June 2010



Unrelenting Underperformance

Lack of Focus

Undisciplined Capital Allocation

Operational Mismanagement

Endless Ineffective Restructurings

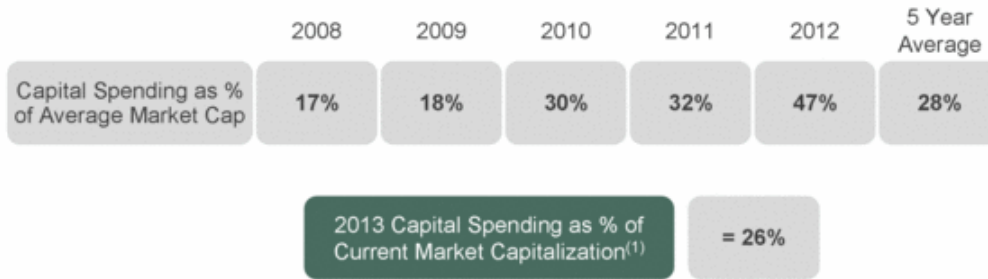
Abysmal Governance Culture

[22]

Why Capital Allocation Is Critical at Hess



...More than 25% of Shareholders' investment is reinvested each year:



Future capital allocation decisions by the Board and CEO determine returns for current Shareholders

Source: Capital IQ, Company filings

1. Market capitalization as of 4/12/2013; Capital spending is \$6.2bn pro forma for all transactions; Actual capital spending guidance was \$6.8bn, 28% of current market cap

[23]

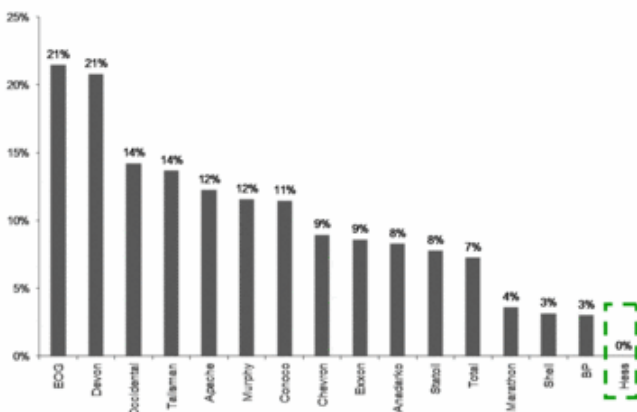
No Discipline of Returning Cash to Shareholders...



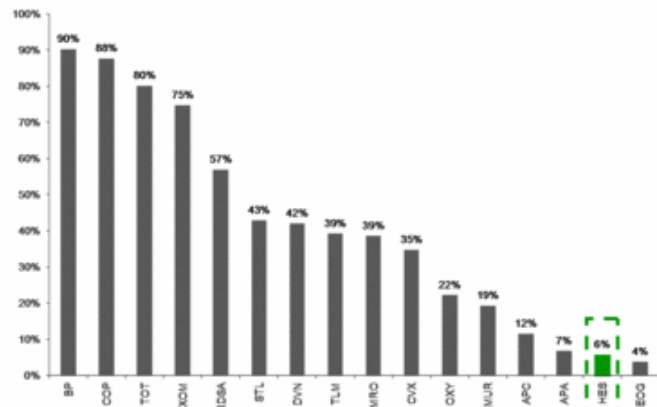
Despite Brent prices more than quadrupling...

- Bottom quartile among peers in returning cash to shareholders
- Hess has not repurchased shares in over a decade

2002-2012 Dividend CAGR



2002-2012 Cash Return as % of Current Market Cap⁽¹⁾



Sources: Company Filings, Capital IQ

1. Market capitalization as of 4/12/13

[24]

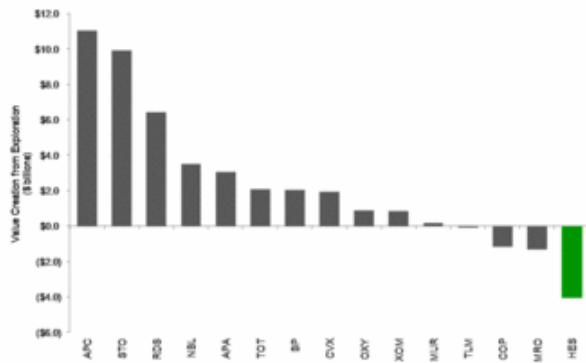


Lost Over \$4 Billion in Exploration in Last Five Years

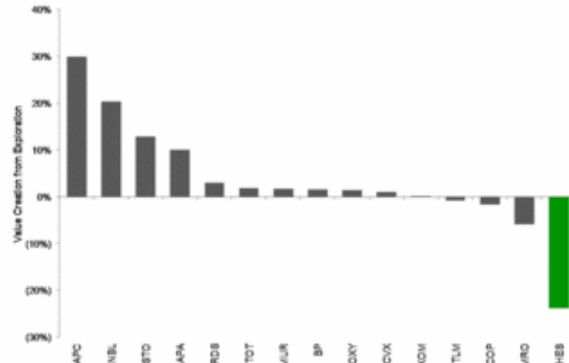
Hess has squandered billions on adventures around the globe

- Wood Mackenzie calculates that Hess has lost \$4 billion of value from its exploration investment over the last 5 years⁽¹⁾
- Hess has squandered billions and provided zero recognition or explanation
- Management has persisted in drilling high cost, high risk prospects with 80+% working interest
- Sell-side analysts have included penalties in their Hess valuations for expected continued exploration failure
 - Deutsche Bank has in the past discounted its NAV by 20% to account for Hess's high exploration spending⁽²⁾
 - Citigroup has in the past included a \$6 per share exploration penalty for Hess⁽³⁾

Exploration Value Creation⁽¹⁾



Exploration Value Creation as % of Current Market Cap⁽¹⁾⁽⁴⁾



Breaking with industry best practices, Hess drilled 80+% working interest wells in numerous regions.

The result was destruction of 20+% of its market capitalization

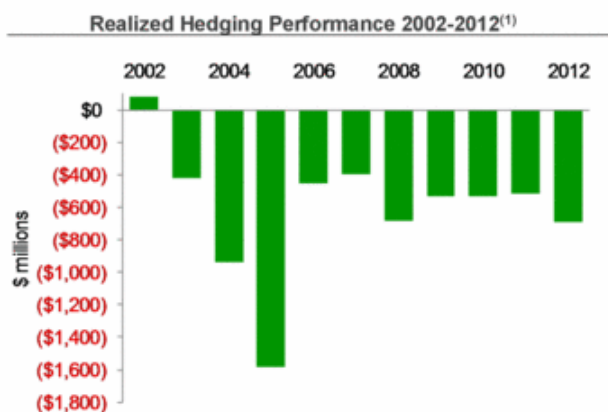
1. Source: Wood Mackenzie
 2. Deutsche Bank: 11/6/2012
 3. Citigroup 11/2/2012

4. Market capitalization as of 11/28/12, date before which Elliott began to purchase a substantial amount of Hess stock

Lost \$6.7 Billion in a Hedging Program Nine Times Worse Than Its Peers



	Realized Gains (Losses) Hedging	Cumulative Realized Gains (Losses) as % of E&P Revenues
Anadarko	\$1.4bn	1%
Apache	(\$0.4)bn	0%
BP	None/NM	NA
Chevron	None/NM	NA
ConocoPhillips	None/NM	NA
Devon	\$0.8bn	1%
EOG	\$2.2bn	5%
Exxon	None/NM	NA
Marathon	(\$0.1)bn	0%
Murphy	None/NM	NA
Noble	(\$0.1)bn	0%
Occidental	None/NM	NA
Shell	None/NM	NA
Statoil	None/NM	NA
Talisman	(\$0.5)bn	(1%)
Total	None/NM	NA
Average		1%
Hess	(\$6.7)bn	(9%)



Hess's cumulative realized hedging losses since 2002 equivalent to 9% of E&P Revenues

Over the same period, peers⁽²⁾ realized cumulative gains equal to 1% of E&P revenues

Source: Company filings

1. Pre-tax gains/losses on commodity derivatives

2. Proxy or Revised Peers who engage in hedging for upstream business including Anadarko, Apache, Devon, EOG, Marathon, Noble and Talisman

[26]

Symptomatic of Poor Capital Discipline, Hess Engages in Prop Trading



Separate from hedging production, Hess also owns a hedge fund (HETCO) and engages in prop trading. **WHY?**

Hedging Production

Lost 9% of E&P revenue while peers gained ~1% of E&P revenue

HETCO (Hedge Fund)

Trades public equities as well as commodities. Guaranteed by Hess balance sheet

Proprietary Trading

Carried out in corporate office, separate from HETCO.

What is this doing at Hess?

Hess refuses to disclose its results from corporate prop trading and consolidates results with HETCO

Disclosure suggests ~\$400mm in prop trading losses since 2009⁽¹⁾ or very high operating costs at HETCO or...? Why do shareholders have to guess?



Source: Company filings

1. 10K (pg. 74) groups together 100% of trading revenues for HETCO and corporate proprietary trading. 10K (pg. 28) also groups together 100% of net income for proprietary trading and 50% of income from HETCO. Using corporate effective tax rate, this implies losses at corporate proprietary trading. 2009 is first year disclosure includes revenues. Why does Hess group these together rather than clearly showing what is going on at each group?

[27]



Unrelenting Underperformance

Lack of Focus

Undisciplined Capital Allocation

Operational Mismanagement

Endless Ineffective Restructurings

Abysmal Governance Culture

[28]

Why Is Hess Headquartered in Manhattan?
Resulting in Top Leadership Being Out of Touch with Energy Industry



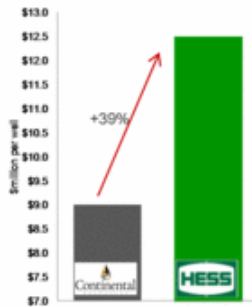
[29]

Unable to Control Well Costs in Resource Plays, Hess Has Switched to a Completion Design Peers Refuse to Use in Similar Acreage



In 1H 2012, Hess well costs were 39% above Continental when drilling same type of well

Plug and Perf Completion Design⁽¹⁾

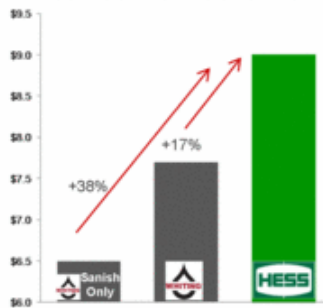


	Continental	Hess
Frac Method	Plug & Perf	Plug & Perf
Proppant ⁽³⁾	60% Sand, 40% Ceramic	40% to 50% Sand, remainder Ceramic
Rigs	20	16
% Pad Drilling	30%	?

“Hess has 30% higher well costs on the exact same rock... whenever we are in a well with them, we always try to swap out even if it is into worse acreage.”

In 4Q 2012, Hess well costs 17%-38% above Whiting when drilling same type of well

Sliding Sleeve Completion Design⁽²⁾



	Sanish Only	Whiting	Hess
Frac Method	Sliding Sleeve	Sliding Sleeve	Sliding Sleeve
Proppant ⁽³⁾	100% Sand	Range of 70% to 100% Sand, remainder Ceramic	95+ % Sand
Rigs	6	20	14
% Pad Drilling	100%	50%	~95%

– Senior Executive of Major Bakken Operator (December 2012)

Sources: Company filings, presentations, earnings call transcripts, North Dakota Industrial Commission data

2. 4Q earnings transcripts and presentations

1. 1Q and 2Q earnings transcripts and presentations

3. Data from North Dakota Industrial Commission



Resource plays require high number of wells to be drilled efficiently. Hess has struggled.

- Hess wasted millions on Bakken well costs
- In 2012, Hess underestimated its Bakken costs by \$1 billion; having to raise guidance from \$2 billion to \$3 billion in spending while also reducing production guidance

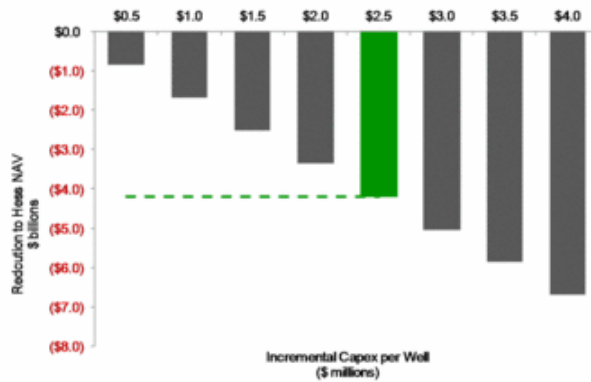
In 1H2012 Hess well costs exceeded like peers by \$3.5mm per well⁽¹⁾

In 4Q2012 Hess well costs exceeded like peers by \$1.5-\$2.5mm⁽¹⁾

If unchecked, cost overruns could result in billions lost for Shareholders



Every \$500,000 of Cost Overruns on a Bakken Well Results in ~ \$500 million of Value Lost if Not Checked⁽²⁾



Sources: Public company filings, corporate presentations and earnings call transcripts

1. See slide 30

2. Present value of additional \$3 million cost for each well across 750,000 net acres, excluding acreage drilled through 3Q. Assumes 8 wells per spacing unit (4 Bakken, 4 TFS), 14 rig program, adding 1 rig per year until 20 rigs; Pretax value at 10% discount rate

[31]

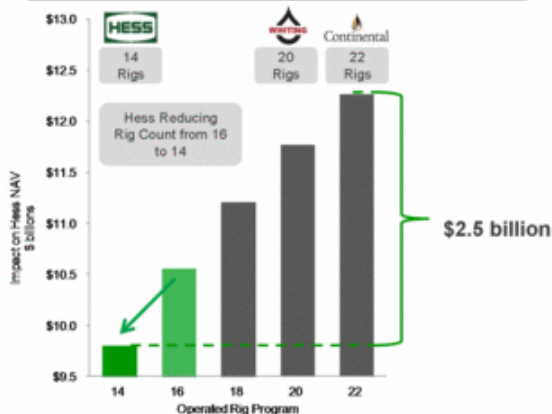
Unable to Manage Rig Program Commensurate with Size of Acreage Position Result is Destruction of NPV Potential and Decelerating Production Growth



Hess's inability to operate a rig program comparable to peers of its size results in \$2.5 billion of forgone value...

...as evidenced by slower production growth

NPV Impact from Reducing Bakken Rig Program⁽¹⁾



Bakken Operator	Production Growth ⁽²⁾	
	2012	2013E
Continental	80%	38%
Oasis	110%	42%
Kodiak	267%	109%
Hess	87%	20%

In contrast, best-in-class Bakken operators are focused on accelerating value

Question: "And if you do come in below that target or budget, I mean do you think – would we expect to see you drill incremental wells for the same CapEx over the year, or just come out with a lower CapEx budget?"

Rick Bott, Continental President & COO: "...our goal is to accelerate value. We have a deep multi-decade inventory and we want to bring as much of that value forward. So, our plan would be to leverage those efficiencies and be able to drill additional wells..."⁽³⁾

1. Present value of additional or lesser rig held in perpetuity across 575,000 net acres, excluding acreage drilled through YE2012. Assumes 8 wells per spacing unit (4 Bakken, 4 TFS), \$6.5 million NPV per well; 28 day spud to spud time (Hess 4Q); Pretax value at 10% discount rate

2. Production growth guidance for 2013 for Bakken or corporate if not disclosed

3. Continental Resources 4Q12 Earnings call

[32]

Burdened by Yesterday's Issues, Hess Is Not Matching its Peers in Working to Maximize Bakken's Future Potential



Continental

Accelerating Lower Three Forks Exploration Program
High Density Pilot Appraisal Project

- 20 wells to define the productivity of 2nd, 3rd and 4th benches of the Three Forks across 75x60 miles⁽¹⁾
- 4 pilot density projects to test 320 and 160 acre spacing (14 and 28 wells per unit)⁽¹⁾



Whiting

Hidden Bench Lower Bakken Silt Testing
High Density Pilot Appraisal Project
Testing Additional Three Forks Zones

- Testing additional target zone situated between Middle Bakken and Three Forks⁽²⁾
- Initiating higher density pilots in Sanish, Pronghorn, Hidden Bench and Missouri Breaks⁽²⁾
- Testing the 2nd bench of the Three Forks in the Cassandra and Tarpon areas⁽²⁾



Oasis

High Density Pilot Appraisal Project
Extensional Acreage Testing
Lower Three Forks Exploration Program

- Launching infill pilots in 22 spacing units⁽³⁾
- Testing Three Forks wells in North Cottonwood, Red Bank and extensional Montana acreage⁽³⁾
- Drilling 6 vertical wells into lower Three Forks benches in 1Q13 to determine areas for horizontal pilots in late 2013⁽³⁾

Kodiak

High Density Pilot Appraisal Project
Lower Three Forks Intervals Exploratory Testing

- 2 pilot projects testing 12 wells per unit including 6 Middle Bakken wells and 6 Three Forks⁽⁴⁾
- Exploratory testing of the upper, middle and TF3 Three Forks intervals⁽⁴⁾



"We're doing a very small amount of appraisal work in the Three Forks..."

Greg Hill, January 2013⁽⁵⁾

Sources: Public company filings, corporate presentations and earnings call transcripts
1. Continental 4Q12 Earnings call
2. Whiting 4Q12 Earnings call and presentation

3. Oasis 4Q12 Earnings call
4. Kodiak 4Q12 Earnings call
5. Hess 4Q 2012 Earnings Call

[33]

Inability to Make Most of Corporate Opportunities Demonstrated in Eagle Ford Hess Not Only Failed to Capture Opportunity, Hess Lost \$771 Million



Hess entered the Eagle Ford in 2010 and lost money. The Eagle Ford is one of the premier U.S. liquids resource plays and has seen a dramatic rise in value over the past few years. Hess's loss is the equivalent of losing money in the 1990s buying technology stocks—hard to do even if you tried.

Capital Destroyed in Eagle Ford

Lease Acquisition Costs ⁽¹⁾	(\$366)mm
Drilling & Completion Costs ⁽²⁾	(\$504)mm
Additional Capital Expenditures ⁽³⁾	(\$149)mm
Cash Payments to ZaZa ⁽⁴⁾	(\$124)mm
Total Capital Invested in Eagle Ford	(\$1,142)mm
Sales Proceeds in March 2013 ⁽⁵⁾	\$265mm
Eagle Ford Cash Flows ⁽⁵⁾	\$107mm
Total Cash Generated by Eagle Ford	\$372mm
Total Cash Lost in Eagle Ford	(\$771)mm

- JV with unknown ZaZa Energy had misaligned incentives:
 - ZaZa was paid to acquire acreage regardless of cost or quality and bore no risk to Hess capital losses
 - ZaZa received 10% cash bonus and 10% carried working interest while putting no capital at risk for acquired acres
- After 2 years, Hess realized its mistake and exited JV:
 - ZaZa walked away with half of Hess's Eagle Ford acreage and over \$100mm of Hess's cash
- Indicative of lack of capital controls, litigation is ongoing from the JV as Hess paid lease brokers for acreage that was never delivered
- Hess does not disclose the extent of these losses. Shareholders must look to disclosures of ZaZa and Sanchez in order to learn how Shareholder capital was lost

While others captured tremendous wealth in the Eagle Ford (APC, COP, EOG, MRO, MUR, RDSA, TLM, etc.), Hess not only failed to create value but lost \$771mm

Sources: Hess and ZaZa Company Filings

1. ZaZa 2012 10K (p. F92)
2. 53 Wells drilled as of 3/1/13; 50 wells in Cotulla area per Sanchez presentation, 3 wells outside Cotulla area ZaZa 2Q 2012 10Q (p. 45); Well costs assumed to be \$10.3mm in 2010/2011 and \$9.9mm in 2012/2013 as per Hess 2Q 2012 earnings call; 23 wells drilled as of YE2011 as per ZaZa 10K 2011 (p. 3)
3. \$380mm in Eagle Ford capex in 2012 per 2Q Hess earnings call; Lease acquisition costs \$0 in 2012 per 2012/2011 ZaZa 10K; 28 wells drilled in 2012; remainder is \$148mm for non-D&C capital expenditures

4. \$24.8mm in ZaZa lease bonuses per ZaZa 2012 10K (p. 53); \$14.8mm in ZaZa G&A reimbursement per ZaZa 2012 10K (p. 54); \$84mm in ZaZa JV dissolution payments per ZaZa 3Q 2012 10Q (p. 12)
5. Sanchez press release, March 18, 2013
6. 2010 through 2Q 2012 production, realized prices, lease operating costs from ZaZa filings; 3Q 2012 through 1Q 2013 production from Sanchez acquisition presentation; Cotulla Only realized prices and lease operating costs per ZaZa filings in 1Q and 2Q 2012 10Qs and held constant; G&A per BOE at Hess U.S. E&P average; no corporate overhead included

[34]



Unrelenting Underperformance

Lack of Focus

Undisciplined Capital Allocation

Operational Mismanagement

Endless Ineffective Restructurings

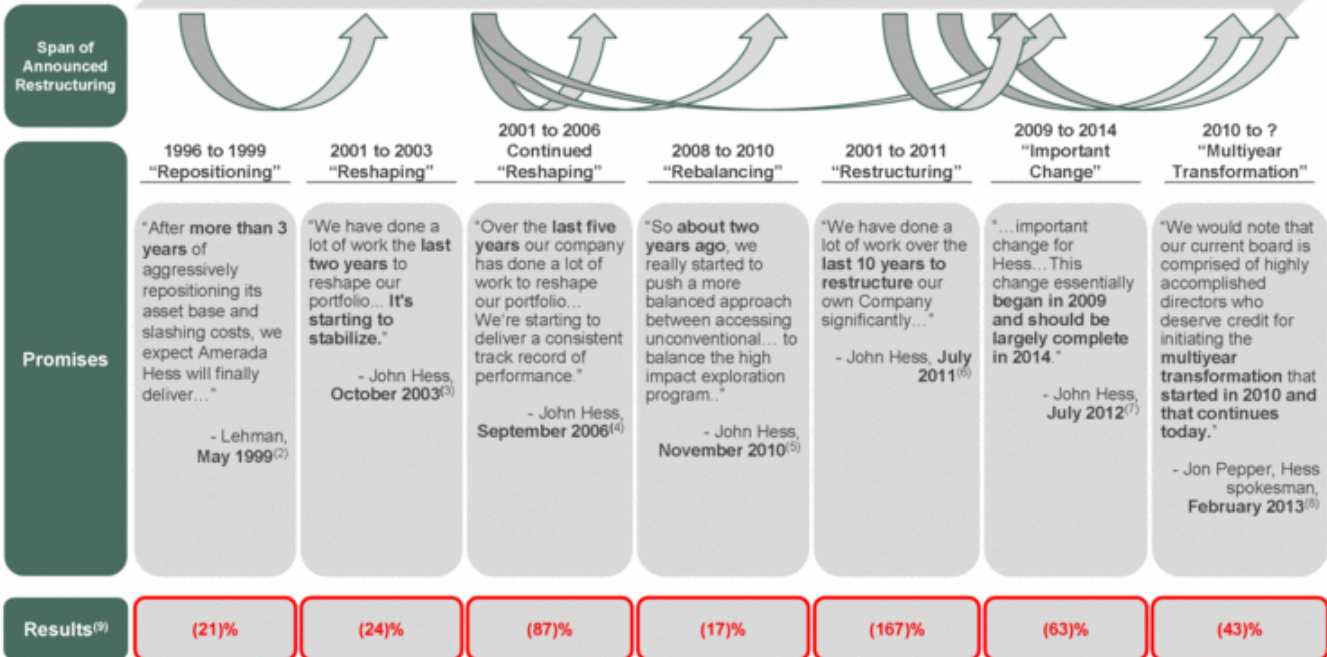
Abysmal Governance Culture

Endless Ineffective Restructurings That Result in Further Underperformance



"Will perpetual restructuring mode ever end?"
 - Goldman Sachs, October 2003⁽¹⁾ (nearly 10 years ago!)

1996 1997 1998 1999 2000 2001 2002 2003 2004 2005 2006 2007 2008 2009 2010 2011 2012 2013 2014



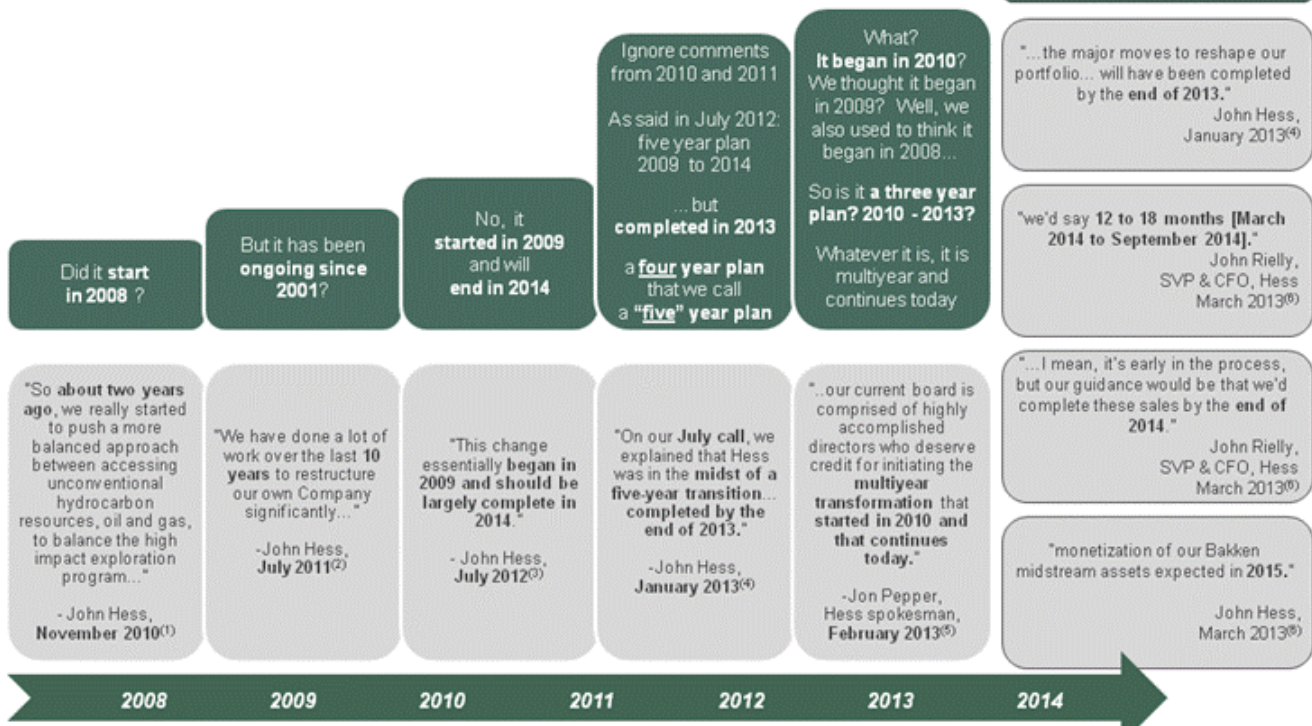
Source: Company transcripts, Wall St. Research
 1. Goldman Sachs, October 14, 2003
 2. Lehman Brothers, May 28, 1999
 3. Hess 3Q 2003 Earnings Call
 4. Lehman Brothers Conference, September 2006
 5. Bank of America Merrill Lynch Conference, November 2010
 6. Hess 2011 Earnings Call
 7. Hess 2Q 12 Earnings Call
 8. Bloomberg: "Hess Tangled Family Ties Targeted in Shareholder Revolt", February 27, 2013
 9. Underperformance vs. Revised proxy peers; calculated over period referred to in quote [36]

Today Shareholders Are Told of Hess's 7th Attempted Restructuring Like Prior Restructurings, There Is No Clear Beginning or End



When did this "5" year restructuring begin and when will it end?

When will it end?



Source: Company transcripts
 1. Bank of America Merrill Lynch Conference, November 2010
 2. Hess 2Q 2011 Earnings Call
 3. Hess 2Q 2012 Earnings Call
 4. Hess 4Q 2012 Earnings call, January 30, 2013
 5. Bloomberg: "Hess Tangled Family Ties Targeted in Shareholder Revolt", February 27, 2013
 6. Hess business update call, March 4, 2013 [37]

Contradictory Statements Proves That Recent Plan Is Not Product of Thorough and Thoughtful Review



Until March 2013

Hess: Marketing, Retail and Infrastructure long-term strategic

"...the **strategic infrastructure** we have in North Dakota, having control of that adds a lot of value...that's **not something** we would be **interested in MLPing**...**Energy Marketing and Retail Marketing remain a long-term strategic part** of our portfolio that... builds upon our strong brand..."
-John Hess, November 2012^(1,3)

"We have a strong brand... it enhances the company from a financial and reputational point of view.... an **energy marketing business... will help us if we find gas** in the Utica...So they're going to be some **strategic benefits**..."
-John Hess, January 2013^(2,4)

As of March 4th 2013:

Hess: Marketing, Retail and Infrastructure should be monetized

"...monetization of our Bakken midstream assets expected in 2015...We have had this strategic transformation underway really... predominately when we started to build out our Bakken position in 2010. So **this is not something that just happened overnight**..."
-John Hess, March 2013⁽⁵⁾

"...in terms of pursuing strategic options to maximize value, be it the retail marketing business or energy marketing business, we are evaluating several options to monetize these businesses to maximize shareholder value. And we are **just starting that process**."

-John Rielly, SVP & CFO, March 2013⁽⁵⁾

Source: Company transcripts

1. 3Q 2012 Earnings call, November 2, 2012
2. 4Q 2012 Earnings call January 30, 2013

3. Elliott view: Oil & gas are commodities - they don't require branding

4. Elliott view: Oil & gas are commodities - they don't require controlled distribution

5. Hess business update call, March 4, 2013

[38]

Not Capable of Refocusing Exploration



Exploration Strategy 2003

"We are transitioning away from a program that existed for us in the past, and towards a program which concentrates on high-impact prospects. I think the areas of focus for us will still be the

deepwater Gulf of Mexico, deepwater offshore West Africa, and deepwater Southeast Asia."

- John O'Connor, Fmr President Worldwide E&P Hess, April 2003⁽¹⁾

Exploration Strategy 2012

"We were known as a very high-impact explorer. I think we can say that that strategy didn't work. We spent about \$5 billion on high impact exploration and we certainly didn't discover enough resources to generate acceptable returns on that \$5 billion investment. So we have shifted our exploration strategy..."

[First] Our three primary focus areas are **Gulf of Mexico, West Africa and Asia-Pacific**...

The second change ...Hess used to drill wells at high working interest, 80% to 100% working interest. We are not going to do that anymore."

- Gregory Hill, EVP Worldwide E&P Hess, November 2012⁽²⁾

Less than ten seconds later :

"There is one last area ... that is Kurdistan. We see lots of hydrocarbons there, and we're shooting seismic this year and we will drill our first well next year in 2013."⁽²⁾

Less than three months later:

On January 22, 2013, Hess's agreement to acquire additional acreage in the Paris Basin and carry Egdon Resources on Huiron-1 exploration well was announced. Hess has 85% working interest.⁽³⁾

Reality since: unable to stay within "focus area"

Australia	Colombia	Kurdistan
Brazil	Egypt	Libya
China	France	Peru

Reality: unable to stay within "focus area" nor avoid high working interest drilling

Neither Kurdistan nor France are in "focus areas" and are being drilled at 80% and 85% working interest respectively

Source: Company Filings, Earnings Call Transcripts,

1. 1Q 2003 Earnings Call
2. Bank of America Merrill Lynch Conference, November 2012
3. Egdon Resources press release January 22, 2013

[39]

Unable to Live Within Cash Flow



"...The key to [profitable growth] will be [that] **we will be able to live within our means** and deliver, I think, very attractive financial returns on a going forward basis as I said."

- John Hess, July 2012⁽¹⁾

Shareholders have heard this too many times before

"Our Company **has always been disciplined**, always has had the goal of **living within our means**."

- John Hess, February 2009⁽²⁾

"We **want to live within our cash flow**. We usually **moderate the spending** based upon what we expect the cash flow to be for the year."

- John Hess, February 2008⁽³⁾

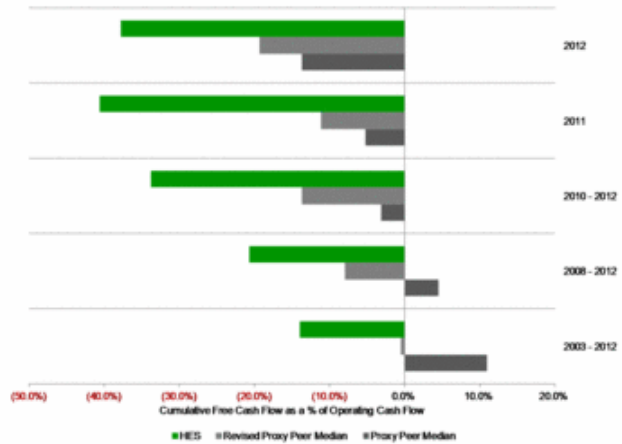
"Our finances, **we want to live within our cash flow**. If you look at our company's past you'll see that **we're pretty disciplined** about that."

- John Hess, September 2006⁽⁴⁾

"...We basically have a philosophy of managing the capital spend for the Corporation **within the cash flows that the businesses throw off**."

- John O'Connor, Fmr President Worldwide E&P Hess, January 2005⁽⁵⁾

Historical cash flows tell a different story⁽⁶⁾



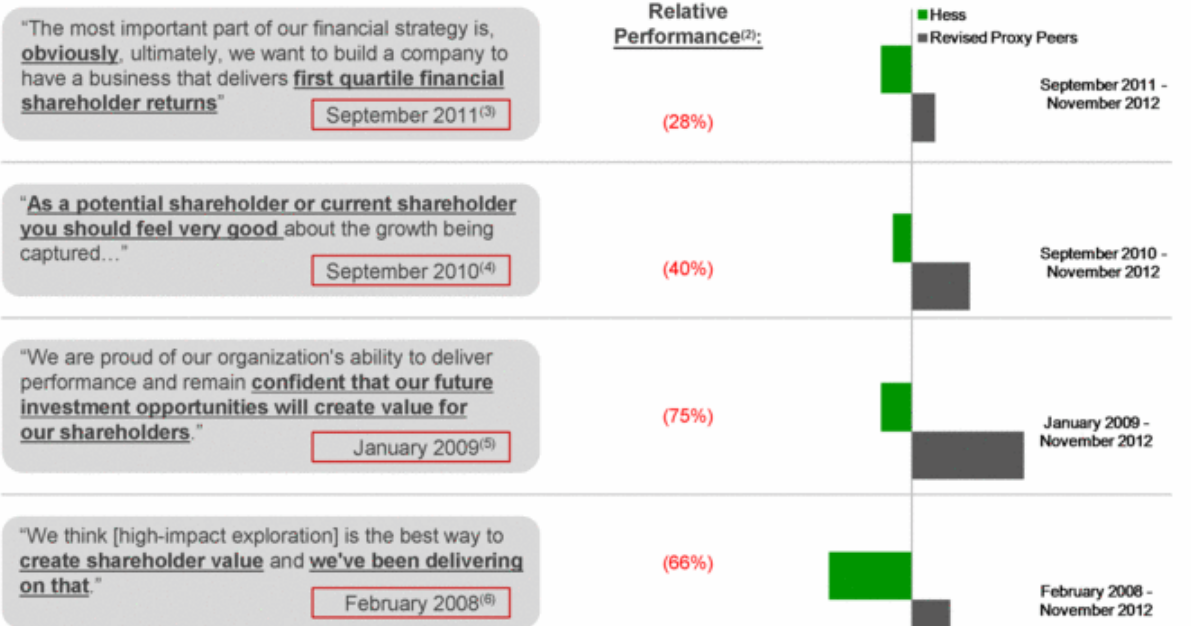
1. Hess 2Q 2012 Earnings Conference Call, July 25, 2012
 2. Credit Suisse Group Energy Summit, February 5, 2009
 3. Credit Suisse Group Energy Conference, February 7, 2008

4. Lehman Brothers CEO Energy Conference, September 5, 2006
 5. Hess 4Q 2004 Earnings Conference Call, January 26, 2005
 6. Company Filings. Free Cash Flow defined as Operating Cash Flow less Capex



"It should be obvious that we have made a lot of moves with a multi-year strategy to put our company in a position to generate long-term shareholder value, that we look at things for all shareholders benefit." - John Hess, January 2013⁽¹⁾

What is obvious is that despite John Hess's perennial claims, year after year stock performance fails



1. 4Q 2012 Earnings call, January 30, 2013
 2. Revised proxy peers from the date of quote through 11/28/12, date before which Elliott began to purchase a substantial amount of Hess stock.
 3. Barclays Conference, September 8, 2011
 4. Barclays Conference, September 16, 2010
 5. 4Q 2008 Earnings call, January 28, 2009
 6. Credit Suisse Conference, February 7, 2008

[41]

Fundamental Problems at Hess



Unrelenting Underperformance

Lack of Focus

Undisciplined Capital Allocation

Operational Mismanagement

Endless Ineffective Restructurings

Abysmal Governance Culture

[42]



Corporate governance failures under John Hess's tenure

- **Staggered Board**
 - Multiple attempts by Shareholders to destagger Board likely blocked by John Hess
- **Compensation**
 - Management and directors awarded \$540 million while underperforming peers by 460%⁽¹⁾
 - **\$8 million paid directly to Board members by CEO's family estate** for service as executors⁽²⁾
- **Director tenure**
 - 17 year average tenure of non-management directors at retirement
 - No effort to ever refresh the Board: last retirement of non-management director was in 2003
- **Oil & Gas operating experience**
 - Never even one independent director with oil & gas operating experience
- **Least independence**
 - Consistently 3 joint-executors of Hess estate served as directors
 - Continually interlocking director and management relationships⁽³⁾
 - Never fewer than 3 directors that are management members at any one time

Sources: Company Filings, Bloomberg
1. See slide 46

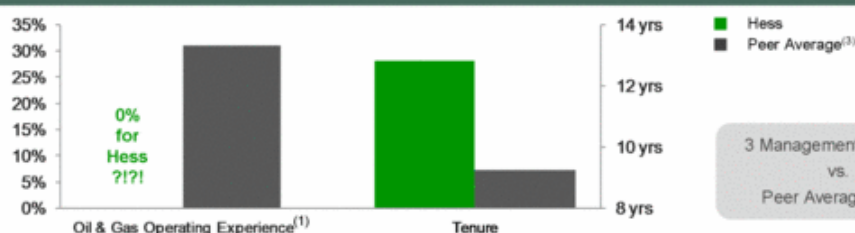
2. See slide 50
3. See slide 49

[43]

Current Board Exemplifies Lack of Adequate Director Oversight Continues Trend That Has Been in Place During Entire Tenure of Current Chairman & CEO



Least independent, least energy experience, most management directors and one of the longest tenures



Name	Age ⁽²⁾	Tenure ⁽²⁾	Relative Performance Over Tenure ⁽³⁾	Oil & Gas Operating Experience	Background
John Hess	58	35 / 17	(460%)	Hess Management	Hess Chairman & CEO
Thomas H. Kean	77	23	(1,022%)	None	Government; Joint executor Hess estate; Director & Sec. of Hess Charitable Trust
Edith Holiday	61	20	(589%)	None	Government
Nicholas F. Brady	82	19	(550%)	None	Government/Finance; Joint executor Hess estate; invests for Hess Charitable Trust
Robert Wilson	72	17	(335%)	None	Healthcare; Johnson-Hess family connection
Frank A. Olson	80	15	(396%)	None	Auto Rental
Craig Matthews	69	11	(153%)	None	Electricity
Ernst von Metzsch	73	10	(44%)	None	Finance
Risa Lavizzon-Mourey	58	9	(68%)	None	Non-profit; Johnson-Hess family connection
F. Borden Walker ⁽⁴⁾	59	9	(68%)	Hess Management	Hess EVP & President, Marketing and Refining
John Mullin III	71	6	(56%)	None	Finance; Joint executor of Hess estate
Samuel Bodman	74	4	(47%)	None	Government/Chemicals
Gregory P. Hill	52	4	(47%)	Hess Management	Hess EVP & President, Worldwide Exploration and Production
Samuel A. Nunn Jr.	74	6 mo	NA	None	Government; Chairman CSIS of which John Hess is a Trustee

Sources: Company Filings, Bloomberg

1. Non-management directors

2. Age and tenure calculated as of date of 2013 annual general meeting; Tenure for John Hess shows both as director and as CEO, respectively

3. Revised proxy peers: Anadarko, Apache, EOG, Chevron, ConocoPhillips, Exxon, Marathon, Murphy, Noble, Occidental. Underperformance calculated from 1st day of the year following appointed to the Board through 11/29/12, date before which Elliott began to purchase a substantial amount of stock. John Hess calculated from the year he was appointed CEO

4. On March 4, 2013, F. Borden Walker was replaced without a vote by James H. Quigley

[44]



- Not a single non-management director has retired from the Hess Board since 2003
- The average tenure of a director when stepping off the Hess Board is 17 years
- Hess has never had even one independent director with oil & gas operating experience

Hess has never refreshed its Board despite desperate need for new ideas

Board and Management Received \$540 Million in Compensation While Delivering Unrelenting Underperformance



\$540mm Paid to Board and Management

- Compensation to John Hess: **\$195mm⁽¹⁾**
- Compensation to Management excl. CEO: **\$313mm⁽¹⁾**
- Compensation to Board: **\$32mm⁽¹⁾**

Hess Over (Under) Performance^(2,3)

	John Hess Tenure					
	17 Years	5-Year	4-Year	3-Year	2-Year	1-Year
vs Proxy Peers	(333)%	(31)%	(43)%	(29)%	(40)%	(17)%
vs Revised Proxy Peers	(460)%	(45)%	(63)%	(44)%	(47)%	(20)%
vs Bakken Operators	NA	(263)%	(984)%	(184)%	(70)%	(16)%
vs XLE	NA	(31)%	(57)%	(43)%	(44)%	(20)%
vs XOP	NA	(39)%	(81)%	(52)%	(39)%	(15)%

Despite highest oil weighting of any peer...
...and material position in the Bakken, leading U.S. oil play

In 3 of the last 5 years, John Hess has ranked in the Top 25 Highest Paid CEOs⁽⁴⁾...
...despite underperforming peers by (55%)⁽⁵⁾

Source: Bloomberg, Company filings

- Adjusted for inflation using Bloomberg Urban CPI; John Hess compensation calculated over his tenure as CEO, excluding inflation John Hess was paid a cumulative \$165 million; NEO's compensation calculated over John Hess's tenure as CEO, excluding inflation NEOs were paid a cumulative \$246 million; Director compensation over the tenure of each director, excluding inflation compensation totaled \$26 million
- As of 11/28/12, date before which Elliott began to purchase a substantial amount of Hess stock
- Proxy peers: Used by Hess for mgmt compensation: Anadarko, Apache, BP, Chevron,

- ConocoPhillips, Devon, EOG, Exxon, Marathon, Murphy, Occidental, Shell, Statoil, Talisman and Total; Revised proxy peers: excludes Devon & Talisman due to high North America gas weighting; excludes BP, Shell, Statoil, Total due to European super major status; includes Noble as additional relevant competitor; Bakken Operators: Includes Continental, Oasis and Kodiak
- www.Forbes.com; According to Forbes, John Hess compensation ranked #23, #132, #94, #3 and #25 in 2012, 2011, 2010, 2009, 2008 respectively for all S&P 500 companies
- Versus revised proxy peers: From January 1, 2008 through December 31, 2012

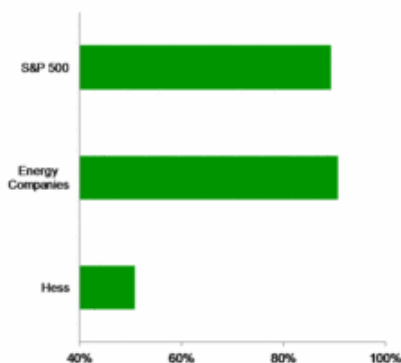
[46]

Unresponsive to Wide Criticism That Company Lacks Pay for Performance...



Shareholders object to Hess compensation

2012 Say on Pay Support⁽¹⁾



- Only 51% support on Hess Say on Pay⁽¹⁾
 - 427th out of 450 in S&P 500⁽²⁾
 - 149th out of 156 Energy companies⁽²⁾
 - Average S&P 500 support for "Say on Pay" votes in 2012 was 87%⁽²⁾
- Hess's cumulative CEO compensation over the past 5 years ranks in the 73rd percentile relative to peers, while total shareholder returns over the same 5 year period rank in the 20th percentile⁽³⁾

Proxy advisors critical of Hess pay policies

"Shareholder returns **continue to underperform** peers similar in size and industry (as well as the broad industry and market index) over the last 1- and 3-fiscal year periods, **while CEO compensation outranked most peers**. While the company has changed its approach to long-term equity awards as of 2012, **goals for performance shares** (which replaced stock options with respect to half of the award value) **do not appear rigorous** relative to historical award opportunities."

ISS Proxy Advisory Services, 2012 Hess Core Report⁽⁴⁾

"The Company has been **deficient in linking executive pay to corporate performance** in the past year, as indicated by the "D" grade received by the Company in Glass Lewis' pay-for-performance model. A properly structured pay program should motivate executives to drive corporate performance, thus aligning executive and long-term shareholder interests. In this case, the Company has not implemented such a program. Furthermore, we note that the Company received pay-for-performance grades of "D" and "D" in our 2011 and 2010 Proxy Papers, respectively. In our view, **shareholders should be deeply concerned** with the compensation committee's sustained failure in this area."

Glass Lewis 2012 Hess Corporation Proxy Paper⁽⁵⁾

Sources: Company Filings, Bloomberg

- Hess estate is assumed to support Say on Pay and is excluded from calculation
- Other companies did not have say on pay votes; Hess estate is not excluded from calculation
- Shareholder returns and market capitalization as of 11/28/12, date before which Elliott began to purchase a substantial amount of stock
- ISS commentary on Hess, Hess Corporation 2012 Core Research Report
- Glass Lewis commentary on Hess, Hess Corporation 2012 Proxy Paper

[47]

... And Misaligned Compensation Has Persisted for Years



"ISS' quantitative analysis indicates that CEO pay significantly outranked peer companies within similar sector and size ranges, while 1- and 3-year TSRs were at or near the bottom ranking of the same peer group. Specifically, relative TSR performance has been at the lower end of the bottom quartile of peers while CEO pay has been in the top quartile." ISS Proxy Advisory Services, Hess Core Report 2012

"The Company has been deficient in linking executive pay to corporate performance in the past year.... A properly structured pay program should motivate executives to drive corporate performance, thus aligning executive and long-term shareholder interests. In this case, the Company has not implemented such a program... In our view, shareholders should be deeply concerned with the compensation committee's sustained failure in this area... In light of the Company's failure to align executive pay with performance, we believe the issues listed above are grave enough to warrant a vote against the Company's executive compensation program..."

Glass Lewis, Hess Proxy Paper 2012

"While the compensation committee has made some changes to the executive compensation program... it is not clear that these will improve the significant historical pay-for-performance misalignment evidenced at the company."

ISS Proxy Advisory Services, Hess Core Report 2012

"Our analysis finds that the Company has not adequate linked executive compensation with performance, much like the previous year. Shareholders should be very concerned by this trend, especially due to the lack of transparency in the Company's overall disclosure of how it awards compensation..."

Glass Lewis, Hess Proxy Paper 2011

"... shareholders should continue to monitor the pay-for-performance alignment at Hess, in light of the CEO's above median pay and lack of performance-conditioned long-term incentives."

ISS Proxy Advisory Services, Hess Core Report 2011

"Hess' executive compensation received a D grade in our proprietary pay-for-performance model..."

Glass Lewis, Hess Proxy Paper 2010

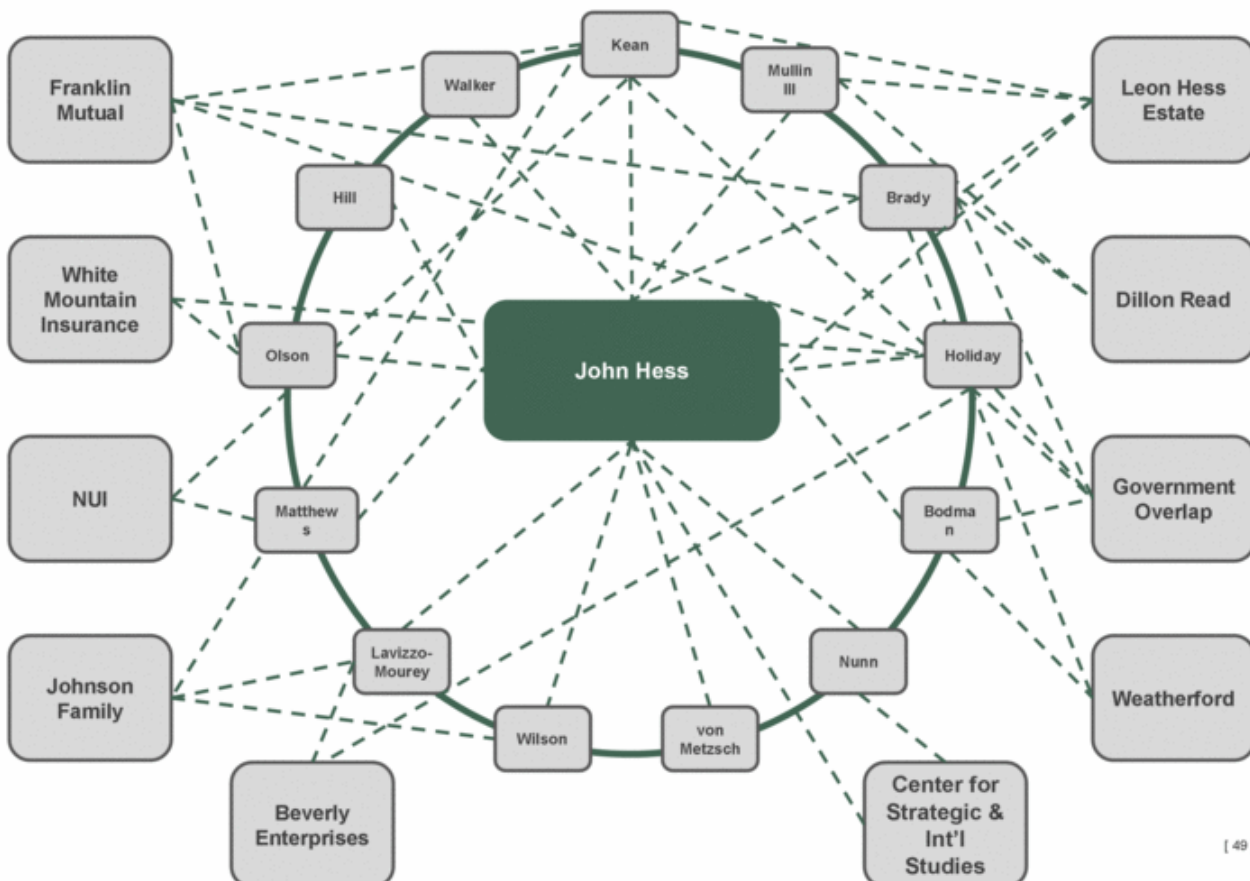
Glass Lewis Historical Hess Compensation Score

2006	2007	2008	2009	2010	2011	2012
C	D	C	C	D	D	D

[48]

Sources: ISS Proxy Services and Glass Lewis

Culture of Coziness Undermines Credibility of Board to Select Nominees; External Nominees Required



[49]

Hess's Boardroom Deems This Appropriate:
3 "Independent" Directors Are Paid Millions to Serve As Joint Executors of
John Hess's Family Estate



Nicholas Brady

Thomas Kean

John Mullin III

Lead Independent Director
AND
Joint-Executor, Hess Estate

Independent Director
AND
Joint-Executor, Hess Estate

Lead Independent Director
AND
Joint-Executor, Hess Estate

Compensation paid by John Hess's family estate for serving as executor⁽¹⁾:

- **\$8 million** directly to Board members
- **\$3 million** directly to Lead Independent Directors

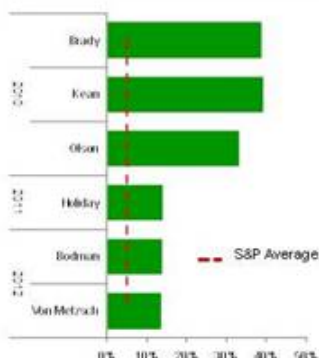
Source: Company filings

1. Compensation calculated as per Last Will & Testament of Leon Hess.



Withholding votes on directors


Most Recent Votes Withheld From Directors⁽¹⁾



- 39%, 39% and 33% of votes withheld against Brady, Kean and Olson, respectively⁽¹⁾
- 14%, 14%, and 14% of votes withheld against Holiday, Bodman, and von Metzsch⁽¹⁾
- For context, in 2012 the average percentage of votes withheld from a nominee in a non-contested S&P 500 election was 3.7%⁽²⁾

Trying to de-stagger Board

% of Total Shares Voted for Declassification⁽³⁾



- 90%+ of outside shareholders voted to declassify the Hess Board in 3 separate votes
- Charter/bylaws require 80% of outstanding. In 2008, Board recommended for de-staggering:
 - 246mm shares voted to de-stagger
 - 76% of outstanding shares
 - 87% of voting shares

— 37 mm shares voted against declassification (John Hess controlled 37mm shares)
Did John Hess vote against his board's recommendation and against declassification?

Objecting via Say on Pay

Say on Pay Support⁽⁴⁾



- Only 51% support on Hess Say on Pay⁽⁴⁾
 - 427th out of 450 in S&P 500⁽⁵⁾
 - 149th out of 156 Energy companies⁽⁵⁾
 - Average S&P 500 support for "Say on Pay" votes in 2012 was 87%⁽⁵⁾
- Hess's cumulative CEO compensation over the past 5 years ranks in the 73rd percentile relative to peers, while total shareholder returns over the same 5 year period rank in the 20th percentile⁽⁶⁾

Sources: Company Filings, Factset, ISS Voting Analytics

1. % of voted shares withheld; Hess estate is assumed to have voted for nominees and is excluded from calculation
 2. Factset SharkRepellers
 3. Hess estate is assumed to have voted against declassification and is excluded from calculation

4. Hess estate is assumed to support. Say on Pay and is excluded from calculation

5. Other companies did not have say on pay votes; Hess estate is not excluded from calculation
 6. Shareholder returns and market capitalization as of 11/26/12, date before which Elliott began to purchase a substantial amount of stock.


**37mm Shares Prevented All Directors from Becoming Accountable
 ...And John Hess Had 37mm Shares**



How did John Hess vote in 2008?

- De-staggering the Hess Board requires 80% of outstanding (not just voting) shares
- In 2007, Shareholders backed de-staggering the Hess Board with **over 97% of outside voters electing to de-stagger⁽¹⁾**
- In 2008, the Hess Board recommended FOR de-staggering the Board (had they not, they may have had governance agencies recommend withholds on all of their nominees)
 - 245.7mm shares voted to de-stagger
 - 76% of outstanding shares
 - 87% of voting shares
 - 1.8mm shares abstained
 - 37.1 mm shares voted against declassification (John Hess controlled 36.6mm shares)**

% of Total Shares Voted for Declassification⁽¹⁾



How will John Hess vote this year?

- In 2012, Shareholders again backed de-staggering the Board with **over 94% of outside voters electing to de-stagger⁽¹⁾**
- Now, the Hess Board again has recommended FOR de-staggering the Board
- Yet, at the same time the Board opposes a shareholder proposal to remove the 80% voting requirement that prevented de-staggering the Board **three times before**

Did John Hess vote against the recommendation of his OWN BOARD of which he is Chairman?

How will he vote this year?

Sources: Company Filings, Factset, ISS Voting Analytics

1. Hess estate is assumed to have voted against declassification and is excluded from calculation

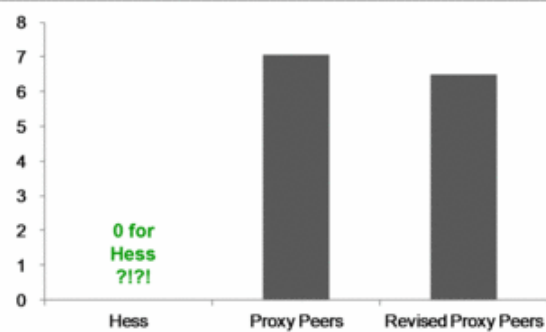
Culture of Avoiding Accountability

With Disclosure Comes Accountability:
Denial Is Easy When There Is No Disclosure

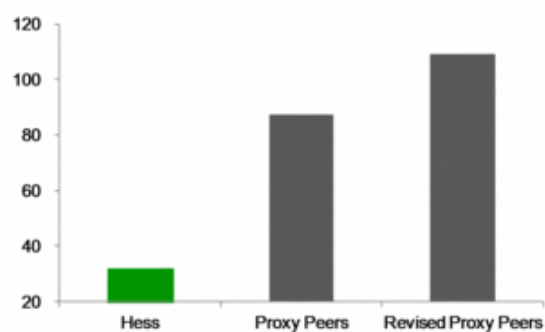


No Analyst Day for nearly 7 years

Number of Analyst Days or Update Calls 2007-2013⁽¹⁾



Number of Pages in Most Detailed Presentation in Past Year⁽¹⁾



Deny Stock Performance

Deny Lack of Focus

Deny Undisciplined Capital Allocation

Deny Operational Mismanagement

Deny Abysmal Governance Culture

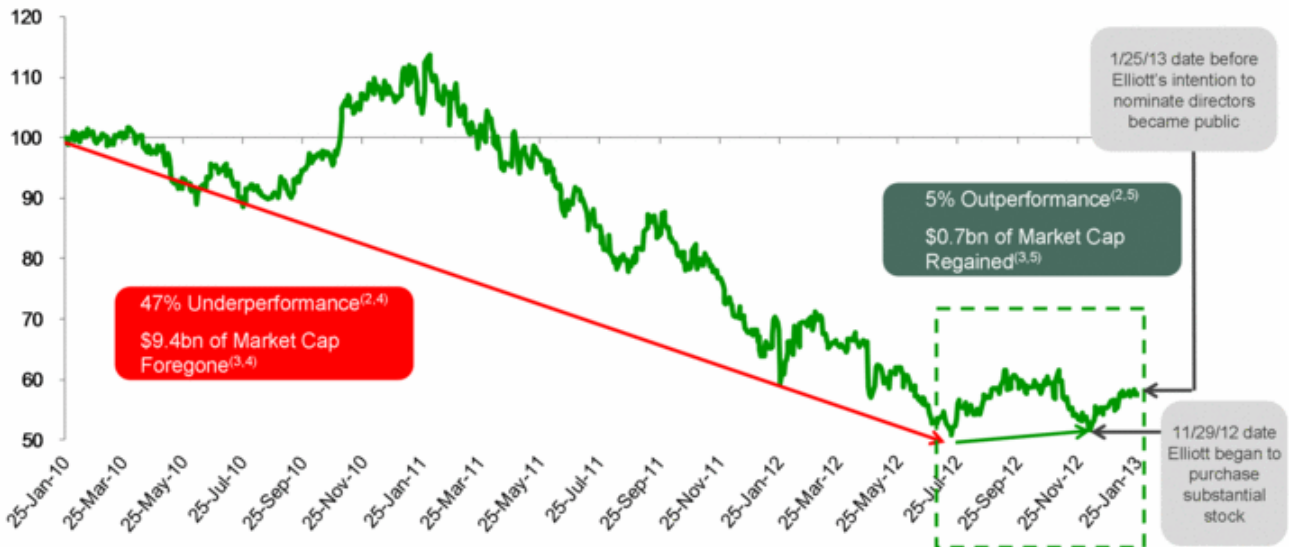
Recognition of reality, and the accountability that comes with it at a public company, seem to be precisely what Hess's Management and Board are doing everything in their power to avoid

Despite 17 Year Tenure of CEO and 13 Year Average Tenure of the Board, Hess Tells Shareholders to Only Remember Last Six Months



"Since July 24, 2012, the last day of trading before we announced our updated strategy, Hess shares have increased..."

- John Hess, January 28, 2013⁽¹⁾

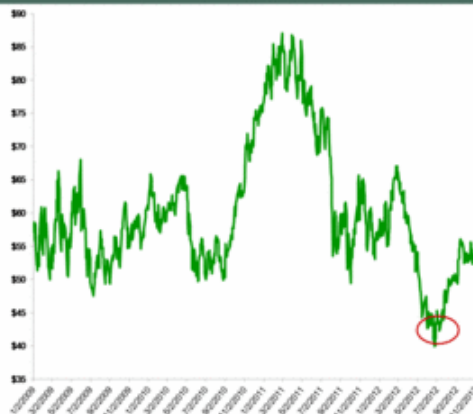


1. Hess press release, January 28, 2013
 2. Underperformance calculated versus Revised proxy peers: Anadarko, Apache, Chevron, ConocoPhillips, Exxon, Marathon, Murphy, Noble, Occidental
 3. Market capitalization implied by Revised Proxy Peer performance less actual market capitalization
 4. January 25, 2010 to July 24, 2012, date before which management claims to have updated their strategy (also coincidentally the stock's lowest point)
 5. July 24, 2012 to November 28, 2012, date before which Elliott began to purchase substantial amount of Hess stock

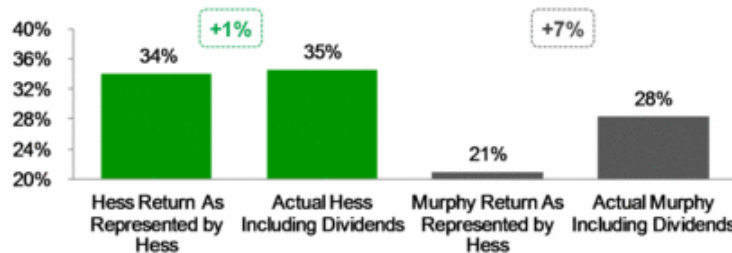
Hess Chooses July Start Date Because It Is Near 5 Year Low... ...And in Materials to Shareholders, Hess Ignores Impact of Dividends



Date chosen by Hess to start calculation of its performance



Since Hess has paid limited dividends, exclusion of dividends distorts peer returns



In Materials to Shareholders, Hess Uses Misleading Chart That Ignores Relevant Peers and Hides Impact of Oil Prices



Absolute performance and comparison to S&P 500 inappropriately ignores dramatic increase in oil prices and material underperformance versus peers



John Hess Tenure 17 Years	
Hess	235%
Proxy Peers	568%
(Under) / Over Performance	(333)%
Revised Proxy Peers	694%
(Under) / Over Performance	(460)%

"Hess has...outperformed the S&P 500 – the gold standard benchmark index..."
Hess Letter, April 2013⁽¹⁾

Comparison to Integrated Peers inappropriately ignores size and capital employed outside upstream

Hess's Cherry-Picked Integrated Peers

BP	RDS
CVX	STL
XOM	TOT

- Average peer market cap over 11x greater than Hess⁽²⁾
- Not a single one of these companies was in Hess's proxy peers a decade ago
- 4 of 6 non-U.S. based; 2 of which were not in proxy peers until last year
- Excludes MRO, COP and OXY: peers integrated for most, if not all, of the cited 10 year period

John Hess:

"...we are E&P led. 88% of our capital employed is E&P..."

July 2011⁽³⁾

"...we've completed our transition to being a predominantly exploration and production company...[with] over 90% of our capital employed."

November 2012⁽⁴⁾

All the while titling presentation: "Delivering Shareholder Value"

Source: Hess April 4, 2013 presentation

1. Hess Letter to Shareholders April 15, 2013

2. As of 11/28/12, date before which Elliott began to purchase a substantial amount of Hess stock

3. 2Q 2011 Earnings call

4. 3Q 2012 Earnings call

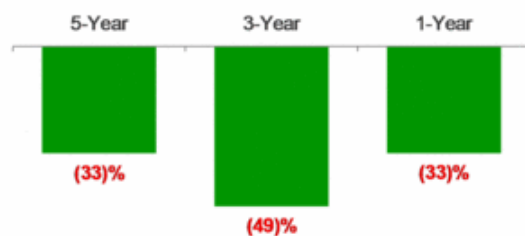
[58]

And Even If Hess Does Want to Be Compared Against the S&P 500 It Has Underperformed Dramatically Over the Last 5 Years

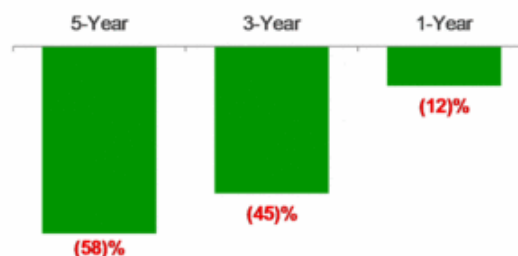


Over the last five years, Hess has underperformed the S&P 500 by 33% to 58%, despite Brent oil prices increasing over 20% during this period⁽¹⁾ – 3x the performance of the S&P 500⁽²⁾

Underperformance vs. S&P 500 as of November 2012⁽²⁾



Underperformance vs. S&P 500 as of January 2013⁽³⁾



Source: Bloomberg

1. S&P500 total return calculated using SPDR S&P 500 ETF (SPY); 1 month forward Brent price; From 1/25/2008 to 1/25/2013, Brent increased by 25%, from 11/29/2007 to 11/28/2012, Brent increased by 21%

2. As of 11/28/12, date before which Elliott began to purchase a substantial amount of Hess stock

3. As of 1/25/13, date before which Elliott intention to nominate directors became public

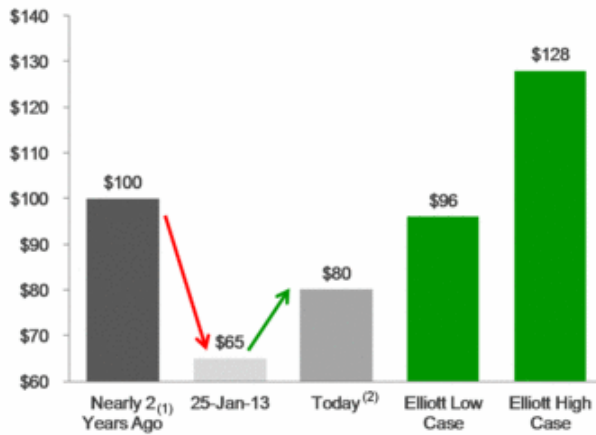
[59]



Hess's March 4th presentation points to Wall Street price targets as justification that nothing is wrong...
 Yet these targets merely reflect Hess's poor execution

- Two years ago, Hess's price target was **\$100 / share**
- Poor execution drove that price target **down 35%** to \$65 / share prior to Elliott's public involvement
- **Specter of accountability pushing change at Hess increased the target price by 23%** to \$ 80 / share
- No material change to quality of assets. **Management and Board have no excuse to lower the bar...**

Hess Average Sell-side Target Price



Production misses and CapEx overruns drove price target down

Potential for accountability to shareholders resulting in value enhancing actions lifts price target

Over same time period, majority of Peer price targets have risen
 ...Hess cannot excuse this away

After we pointed this out in our March 13 materials, Hess dropped the slide from their presentation

Source: Bloomberg
 1. May 2011

2. April 12, 2013

Deny Stock Performance

Deny Lack of Focus

Deny Undisciplined Capital Allocation

Deny Operational Mismanagement

Deny Abysmal Governance Culture

Recognition of reality, and the accountability that comes with it at a public company, seem to be precisely what Hess's Management and Board are doing everything in their power to avoid

[61]

Claiming Absurd Synergies, Hess Views Disparate Asset Base as a Strength

Hess claims it is "realizing synergies from the transfer of technical skills and operating capabilities globally."⁽¹⁾

If that is the case, then...

Why is Hess a less efficient operator in unconventional plays than independents without global offshore assets?

- Continental
- Pioneer
- EOG

Why has Hess had significantly less exploration success than exploration focused independents without unconventional assets?

- Tullow
- Kosmos
- Cobalt

Reality: Hess Shareholders have only seen dis-synergies.

In 2009, contrary to every other operator in the play, Hess embarked on and persisted with a program of drilling dual lateral wells.⁽²⁾

The subsequent well performance was substantially below industry average.⁽³⁾

This experiment was the result of attempting to bring high-tech, complex drilling techniques that characterizes deep water development into a play that required a low-cost lean manufacturing approach.

1. Hess's "Delivering Shareholder Value" presentation March 4, 2013
 2. North Dakota Industrial Commission
 3. Elliott estimate based on public well data from North Dakota Industrial Commission

[62]



Deny Stock Performance

Deny Lack of Focus

Deny Undisciplined Capital Allocation

Deny Operational Mismanagement

Deny Abysmal Governance Culture

Recognition of reality, and the accountability that comes with it at a public company, seem to be precisely what Hess's Management and Board are doing everything in their power to avoid

[63]



"...our conventional portfolio generate[s] the cash needed to fund the unconventional growth that we have in the Bakken and the Utica."

John Hess, January 2013⁽¹⁾

[64]

Reality: Bakken Was Funded By Hess Balance Sheet



2009-2012	Hess ⁽¹⁾	Continental ⁽²⁾	Reality
Increase in Bakken Production	~55,000 boe/d	~56,700 boe/d	Despite similar production growth, and acquiring 72% fewer acres
Increase in Bakken Net Acreage	~155,000	~560,000	
Capital Expenditures	\$5.4bn	\$4.6bn	... Hess spent 44% more capital ...
Infrastructure Spend	\$1.2bn		
Acquisitions	\$1.8bn	\$1.2bn	
Total Bakken Spend	\$8.4bn	\$5.8bn	
Debt Issued	\$4.2bn	\$3.1bn	... and issued more debt, issued comparable equity, sold more assets
Equity Issued	\$0.7bn	\$1.0bn	
Asset Sales	\$1.5bn	\$0.3bn	
Total	\$6.4bn	\$4.4bn	
Bakken EBITDA Generated ⁽³⁾	\$2.4bn	\$2.5bn	
Total Return	1%	255%	Shareholders have not seen the same benefit
Change in Market Capitalization	+\$0.6bn	+\$10.1bn	

Hess conglomerate structure has yielded cost overruns, operational hiccups, and an affinity for overbuilding. Pure play CLR achieved similar production growth and acquired more acres at lower cost and greater benefit

Sources: Company Filings, Earnings Transcripts, Bloomberg, CapIQ

1. Hess company filings, earnings transcripts
2. Continental company filings, earnings call transcripts

3. Elliott estimate based on average of OAS, KOG and NOG EBITDA before G&A per BOE less CLR G&A per BOE for each period, excludes impact of infrastructure

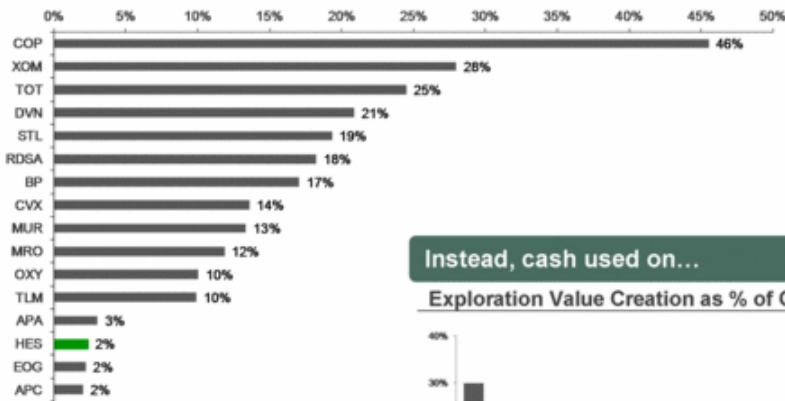
[65]

Where Did Cash From Conventional Assets Go?



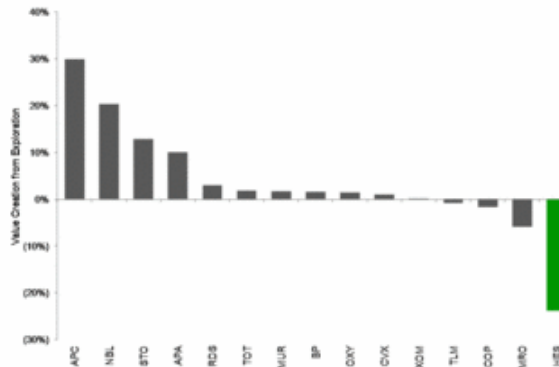
Cash did not go to shareholders...

2009-2012 Cash Return as % of Current Market Cap⁽¹⁾



Instead, cash used on...

Exploration Value Creation as % of Current Market Cap⁽²⁾⁽³⁾



Cash Spent 2009-2012⁽⁴⁾

Exploration	\$4.3bn
Acquisitions of Conventional	\$1.9bn
Downstream Spending	\$1.3bn
Hedging	\$2.3bn

1. As of 4/12/13

2. Market capitalization as of 11/28/12, date before which Elliott began to purchase a substantial amount of Hess stock

3. Source: Wood Mackenzie

4. Company filings

Culture of Avoiding Accountability



Deny Stock Performance

Deny Lack of Focus

Deny Undisciplined Capital Allocation

Deny Operational Mismanagement

Deny Abysmal Governance Culture

Recognition of reality, and the accountability that comes with it at a public company, seem to be precisely what Hess's Management and Board are doing everything in their power to avoid



“...our well costs now rank us among the lowest cost and best in our peer group.”

John Hess, March 2013⁽¹⁾

[68]

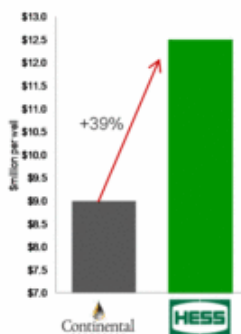
1. Hess business update call, March 4, 2013

**Reality:
Hess Is Not Low Cost Operator; Like for Like, Hess Remains Higher Cost**



Plug and Perf Completion Design⁽¹⁾

Hess well costs 39% above Continental
1H'12 drilling the same type of well

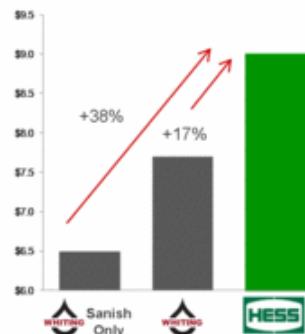


“In the first half of the year, we transitioned from a higher cost 38-stage hybrid completion design to a lower cost sliding sleeve design.”

– Greg Hill, President Hess, January 2013⁽³⁾

Sliding Sleeve Completion Design⁽²⁾

Hess well costs 17% to 38% above Whiting
4Q'12 drilling the same type of well:



Frac Method	Continental Plug & Perf	Hess Plug & Perf
Proppant ⁽⁴⁾	60% Sand, 40% Ceramic	40% to 50% Sand, remainder Ceramic
Rigs	20	16
% Pad Drilling	30%	?



Frac Method	Whiting Sanish Only Sliding Sleeve	Whiting Sliding Sleeve	Hess Sliding Sleeve
Proppant ⁽⁴⁾	100% Sand	Range of 70% to 100% Sand, remainder Ceramic	95+% Sand
Rigs	6	20	14
% Pad Drilling	100%	50%	~95%

Sources: Public company filings, corporate presentations, earnings call transcripts and North Dakota Industrial Commission data

1. 1Q and 2Q earnings transcripts and presentations
2. 4Q earnings transcripts and presentations
3. Hess 4Q earnings call
4. Data from North Dakota Industrial Commission

[69]



Deny Stock Performance

Deny Lack of Focus

Deny Undisciplined Capital Allocation

Deny Operational Mismanagement

Deny Abysmal Governance Culture

Recognition of reality, and the accountability that comes with it at a public company, seem to be precisely what Hess's Management and Board are doing everything in their power to avoid

Hess Claims It is “Mindful” of Governance, Yet...
 New Lead “Independent” Director Just as “Independent” as the Last One



On March 4th Hess announced the appointment of a new lead “independent” director...

Former Lead Independent Director

Nicholas Brady

Lead Independent Director
AND
 Joint-Executor, Hess estate

New Lead Independent Director

John Mullin III

Lead Independent Director
AND
 Joint-Executor, Hess estate

- Collectively received \$3 million directly from John Hess's family estate.
- Paperwork for John Mullin to step down as executor was filed two weeks after Hess announced Mullin's new position.
- Does Hess think this washes clean John Mullin's relationship with the Hess family? Such closeness ought to be inappropriate for board membership, let alone lead directorship...
- Does the Board believe it is meeting its obligations to shareholders?

[71]

Source: Company filings, New York State Court Filings

Management Nominees Appear to Be Picked for Their Concurrence on a Plan
 That Supposedly Predates Them by 3 to 17 Years



Management Nominees:
 Handpicked for Concurrence?

“These **independent** directors agreed to join our board, **because they believe in our outstanding plan, and they recognize that our plan is the right plan** for all of our shareholders.”

“We have had **this strategic transformation**, as my remarks noted, **underway, really going back...since I became Chairman...** In fact, Elliott got on the train after it really left the station...This is a **culmination** of a multi year strategy...”

-John Hess,
 March 4th 2013⁽¹⁾

Shareholder Nominees:
 Independent

“While this letter presents Elliott's perspectives, **Shareholder Nominees will form their own, independent views** on the Company, its assets, and its strategy. These five accomplished individuals bring deep knowledge and experience in areas that are severely lacking in the existing board.”

-Elliott Letter to Shareholders,
 January 29th 2013⁽²⁾

Source: Company transcripts

1. Hess business update call, March 4, 2013
2. Elliott Letter to Shareholders January 29, 2013

[72]



Management Nominee

James H. Quigley

• Former CEO, Deloitte

Upstream Oil & Gas Operating Experience

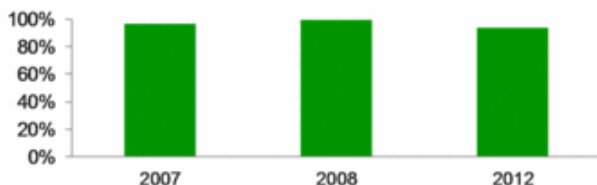
Restructuring Experience

None

None

For over 5 years, shareholders have been asking to vote on directors annually;
For over 5 years, shareholders have been ignored

% of Total Shares Voted for Declassification⁽¹⁾



In 3 separate votes, 90+% of outside shareholders voted to declassify the Hess Board

"The ability to elect directors is the single most important use of the shareholder franchise, and all directors should be accountable on an annual basis."

— ISS Proxy Advisory Services⁽²⁾

Sources: Company Filings, Factset, ISS Analytics

1. Hess estate is assumed to vote against declassification and is excluded from

calculation; Company filings, Factset, ISS Voting Analytics;

2. ISS commentary on Hess, Hess Corporation 2012 Core Research Report

Culture of Avoiding Accountability



Deny Stock Performance

Deny Lack of Focus

Deny Undisciplined Capital Allocation

Deny Operational Mismanagement

Deny Abysmal Governance Culture

Recognition of reality, and the accountability that comes with it at a public company, seem to be precisely what Hess's Management and Board are doing everything in their power to avoid



While Hess May Deny These Problems,

Everyone Else Acknowledges Their Existence.

Market Has Acknowledged That Fundamental Problems Exist at Hess...



"HES has been what we call a **'value trap'** for some time."

Societe Generale (January 30, 2013)

"In multiple client conversations throughout the day we **found literally no one that defended the shape, nor global strategy of Hess.**"

Deutsche Bank (January 30, 2013)

"The simple fact is the **market doesn't trust Hess to run its business well**, and thus places a discount on everything the company controls."

Morningstar (January 29, 2013)

"This is the **most undermanaged major oil company** in the world."

Jim Cramer, CNBC Faber Report (January 29, 2013)

"And so, one of the problems is the board is stuffed with incredibly long-serving members, none of whom seem to have any experience outside the company running an oil company, so there's a real lack of oil industry depth here. And coincidentally, they also happen to have **very strong financial connections with the Hess family**, helping to run the charitable board, helping to run the estate of the founders."

Reuters Breakingviews (January 29, 2013)

"...**Hess' board has consistently failed its shareholders and has never brought management to task, ever...** In light of the company's poor performance the last decade, this is **clearly a board that gives John Hess what he wants**, rather than doing what is good for shareholders."

Morningstar (January 29, 2013)

"The stock price reflects concern about ballooning capital costs, chronic lack of free cash flow, a high oil price breakeven, and recent **difficulty executing** against guidance and expectations."

Deutsche Bank (October 17, 2012)

"We think the market will largely adopt a wait and see approach and not give any free passes to management until clear path towards their cash flow targets and execution capability is evidenced... From a valuation perspective, we think the stock is relatively cheap as a result of the company's **less-than-stellar historical performance record** and perceived execution risk."

Barclays (July 26, 2012)

[76]

...And Has Done So For a Long Time



"The large variability in capex versus original guidance (just set six months ago) demonstrates some **lack of capital discipline** within the company."

Citigroup (July 25, 2012)

"On the upstream side, we question whether the company has the bandwidth to operate in over 20 countries... We do not believe a company of Hess's size will get credit in the market for a **shotgun approach to investing** across the world."

Citigroup (July 20, 2012)

"The key issue for HES in our mind is capital intensity and the inability of management in recent years to live within the limits of its cash flows. Furthermore, given the lack of growth in oil and gas production over the last 5 years, there is a case to be made that the company should return more cash back to shareholders instead of attempting to grow at all."

Citigroup (July 20, 2012)

"We are **skeptical** that Hess's current global growth strategy will yield superior returns or growth, as its organization appears to be spread thin and we think it is **unlikely that Hess can have a competitive advantage in all the areas it is pursuing.**"

Goldman Sachs (June 11, 2012)

"We believe Hess should consider further reducing its exploration program beyond what has already been announced. It is not clear to us given the levels of exploration spending versus cash flows that a mid-sized oil company can successfully pursue a global exploration strategy as Hess has attempted... The company's high-risk/high-potential exploration and acreage strategy since 2009 is thus far **not yielding favorable results.**"

Goldman Sachs (June 11, 2012)

"The 7% pullback in the stock was severe, and in our view, is indicative of a **loss of investor confidence** in HES's execution capabilities, following a string of production misses and a lack of notable exploration success, in addition to a growing deficit between capex and cash flow. Entering 1Q'12, HES had missed its production guidance for four of the preceding 5 quarters, meaning execution was at a premium."

Simmons (April 26, 2012)

"Although we think the company's underlying asset value is worth significantly higher than our near-term price target, we now believe the shares will likely continue to struggle throughout this year and will trade substantially below our estimate of its fair asset value due to the lack of visible catalysts as well increased **investor skepticism over management's execution record...**"

Barclays (April 26, 2012)

[77]

...A Really Long Time



"To summarize, the key growth assets underperform, expectations are lowered, and a key investor fear – Hess's propensity to outspend cash flow – is stoked by an early upward revision to the 2012 budget."

Deutsche Bank (April 25, 2012)

"Flowing through from the high capex and low growth, the company has the lowest yield and lowest dividend growth combination amongst major oils."

Deutsche Bank (July 27, 2011)

"The company has continued to be a net issuer of equity...at a time when most of the other majors have been buying stock back... and has produced **low return on capital employed for most of the present decade.**"

Bernstein (October 22, 2009)

"The **company's refining and marketing assets remain emphatically not for sale**, despite the fact that redeploying downstream invested capital...to the much higher returning upstream would make solid business sense."

JP Morgan (September 17, 2009)

"Hindsight: We can't believe you're back to more hedging."

Deutsche Bank (September 29, 2008)

"Notwithstanding the romance of Leon Hess's development of the company from one oil delivery truck into a multi-billion dollar enterprise, by the early 2000's the company's reputation with investors was one of a struggling oil **essentially run as if it were private.**"

Deutsche Bank (August 7, 2007)

"**Historic mistrust**, with certain major potential shareholders reluctant to invest based on the issues the company faced in the past with a **distinctly mixed record of shareholder value creation to say the least**. Ultimately, **John Hess is still in charge, and that provides a major link to the past**. Hess has historically shown **poor performance** on operational metrics..."

Deutsche Bank (August 6, 2007)

"The change in 2008 estimated EPS is due to our belief in the industry-wide cost pressures being sustained into next year and the company's **inability to manage them quite as successfully as do the Majors.**"

Bank of America (April 26, 2007)

"Continued exploration losses are **value destructive.**"

Deutsche Bank (October 25, 2006)

"It is important to highlight that the highest paid companies are also the best performers, with the arguable exception of Hess. He is a **dynastic executive** left in a business that resonates with family fortunes..."

Deutsche Bank (August 24, 2006)

[78]

...A Really, Really Long Time



"We think the frequency of HES's analyst meetings could be increased. How about biannual?"

Merrill Lynch (May 22, 2006)

"The key question, in our view, going forward is whether Hess is starting to spread itself too thin via a growing project portfolio list."

Goldman Sachs (April 26, 2006)

"The aggressive upstream exploration story driven by John O'Connor is under pressure, as a run of dry holes is looming larger. With no completion target, the story has an uncertain future, costs are rising and prospects are pushed from this year to next."

Deutsche Bank (April 26, 2006)

"This company has **not historically shown good capital discipline**, delivering one of the highest F&D costs in the sector and one of the **lower returns on capital.**"

Bank of America (January 27, 2005)

"Despite a new record quarterly oil price environment and sequentially much higher production levels, worldwide unit profitability rose only marginally ... because of **continued heavy hedging loss (no surprise here)** and a sharp increase of costs."

Lehman Brothers (January 27, 2005)

"Hess's long-term share performance has been hampered by an inability to show sustainable volume growth and value creation in the upstream...As a result, Hess's 10-year share price performance has been the **weakest among the integrated oils.**"

Merrill Lynch (October 21, 2004)

"Following several years of missed targets, [Hess] has refrained from offering production guidance much beyond the current year. Whilst this plays to its benefit by avoiding the risk of over promising / under delivery, it also clouds the outlook over the coming years. HES's reluctance to commit to any long-term production objectives is understandable in the context of a **poor track record** where a succession of aggressive growth targets has been missed."

Citigroup Smith Barney (October 11, 2004)

"...Hess needs to spend aggressively to arrest its imploding production profile. The risk is whether these capital investments will generate competitive returns, a concern to investors given the **recent history of production and reserve disappointments...**"

Merrill Lynch (April 29, 2004)

"The question, in our view, is whether Hess is truly creating a culture that is focused on profitability first."

Goldman Sachs (February 6, 2004)

[79]

...A Really, Really, Really Long Time



"Hess's near-term strategic outlook is fairly clear-cut: **the company must improve**. [Hess] will need to regain project management credibility after disappointing results..."

Bank of America (January 6, 2004)

"Having lagged the recent rebound in the sector—adding to what has been **long-term secular underperformance**..."

Goldman Sachs (December 9, 2003)

"We believe Hess had four issues it needed to overcome: **Top management was not as strong as at its competitors**; E&P asset base was very mature and short-lived; Balance sheet was weak; **Capital discipline was expressed in words, but not practiced in actions**."

Goldman Sachs (December 9, 2003)

"**Will perpetual restructuring mode ever end?**"

Goldman Sachs (October 14, 2003)

"Hess released another quarter of disappointing earnings...While offshore development delays are not uncommon for large oil and gas projects, Hess has **consistently disappointed** the market with operational performance over the past several quarters."

Bank of America Credit Research (July 29, 2003)

"...[Hess] a company that we consider the **most fundamentally flawed E&P or integrated** in our investment grade universe... Unfortunately, these days a lack of astoundingly bad news is cause for celebration!"

Morgan Stanley Credit Research (May 1, 2003)

"With **below cost of capital ROACE**, high upstream costs, and strategic impediments due to recurring high debt levels, we believe the Hess shares should continue to trade at a material discount vs. the integrated peer group. Moreover...we remain unconvinced that the company's planned upstream growth will lead to improved profitability and returns."

UBS Warburg (April 30, 2003)

"The burden of high debt levels and low returns, with abandoned targets and a weak near-term production profile, leaves the **management in need of reestablishing credibility and share price performance**."

Deutsche Bank (April 8, 2003)

"The **material erosion of shareholder equity** so soon after the completion of these two acquisitions is a **clear disappointment**... [It] also must raise questions as to the acquisition due diligence process within Hess...We believe **investors' confidence in the company has been materially undermined**..."

UBS Warburg (February 3, 2003)

[80]

Note: For all reports prior to May 2006, Amerada Hess or AHC, was changed name to Hess or HES

...Back into the Early Part of the Last Decade



"The **continued string of negative news** has left management with some work to do to rebuild investor confidence."
Bank of America Credit Research (January 31, 2003)

"We believe Hess should trade at a 5%-10% discount to the Domestic Oils based on...[and] 3) **Damaged management credibility.**"
JP Morgan (January 30, 2003)

"**Credibility matters, and Hess has little of it left.**"
Credit Suisse (January 30, 2003)

"**REITERATE UNDERPERFORM; E&P DETERIORATION A SERIOUS ISSUE** There is no change to our Underperform rating for Hess despite the continued slide in its shares. We believe large write downs at its LLOG and Triton acquisitions coupled with continued erosion in its base E&P properties point to **serious problems** with the company's exploration and production business."
Goldman Sachs (January 30, 2003)

"...While investors remain worried over the **management's seemingly sloppy attitude to shareholders' equity**...We are increasingly concerned over Hess's continuing ability to generate these 'non recurring' charges...Carelessness with shareholders equity is a worrying trait in any corporation."
Credit Suisse (January 30, 2003)

"...We believe even if the disposal program is completed the portfolio improvement is **unlikely to be sufficient to result in returns in excess of Hess's cost of capital.**"
UBS Warburg (November 5, 2002)

"...Production forecasts were revised lower **supporting concerns that we have had regarding economic value creation...**"
Morgan Stanley (October 25, 2002)

"Hess's stock fell 12% today on the back of a downgrade to 2003 and 2004 production expectations and a further write-down of the LLOG properties. While neither of these things is devastating to the company's value, **we believe that management credibility at Hess has been stretched very thin...**This charge will be seen by investors as a continuation of a disturbing pattern of special charges at Hess...**again calling into question the company's judgment...**"
Credit Suisse (October 24, 2002)

[81]

Note: For all reports prior to May 2006, Amerada Hess or AHC, was changed name to Hess or HES

...Even Back into the Twentieth Century



"In 2003, Hess's ROACE of 7.6% is the **lowest in its peer group** and is well below Hess's cost of capital of 10%-12%."
UBS Warburg (September 22, 2000)

"Hess's **consistently poor returns...**"
UBS Warburg (September 22, 2000)

"Hess announced a broad-based restructuring program involving reductions in overhead and capital expenditures...Regarding the stock, we maintain our longstanding Neutral rating. Investor interest is not expected to become material in this company **until returns resemble the cost of capital on a sustainable basis.**"
Morgan Stanley (December 14, 1998)

"**Exploration expense is significantly above average...**Hess, with a market capitalization of \$4.5 billion, had 1997 exploration expense of \$373 million; in comparison, Exxon, with a market capitalization of \$175 billion, had exploration expense of \$753 million. (In other words, Exxon's exploration expense is only twice as high as Hess's, while its market capitalization is almost 40 times as high)."
Goldman Sachs (September 4, 1998)

"While Hess has not been an earnings story for many years now, the **absence of profits is getting stale.**"
UBS (January 23, 1998)

"Given the **continued inconsistency** in Hess results...we would not add to positions at these levels"
Smith Barney (October 23, 1997)

"Hess continues to be the **perennial turnaround story.**"
Paine Webber (May 7, 1997)

[82]

Note: For all reports prior to May 2006, Amerada Hess or AHC, was changed name to Hess or HES

Hess's problems are deeply rooted, pervasive, and fundamental.

**Elliott Put Forward a Proposal in January:
Hess Reacted Defensively and Has Failed to Address Its Problems**



**Elliott Presentation
January 29th**

**Hess Response
March 4th**

**Shareholder
Nominees**

- Elect the five world-class nominees

- Rejected
- Pushed out all five directors originally up for election
- Found five new nominees **who preapproved Hess response**

**Complete
Review of All
Pathways to
Maximize Value**

Conduct a full strategic and operational review to consider all pathways to maximize value – including.

- I. "Substantial restructuring program (including a potential spin off of [the] Bakken asset) to refocus [the] portfolio and Management"
- II. Review to "improve operations and accountability to halt [a] history of poor execution," and
- III Review to "bring discipline to capital allocation."

Minor adoption

- I. Promised to sell downstream and monetize midstream assets all the while claiming it was always the plan. **Dismissed further restructuring with false excuses, calling it a "liquidation"**
- II. **Denied any operational issues** and called the review "irrelevant"
- III. **Denied any capital allocation issues** and called the review "irrelevant" but promised up to a \$4 billion share repurchase and an increased dividend (neither had been done in a decade)



“...We find many of your responses to the shareholders’ concerns to be misleading, self serving, and defensive...Given the inconsistencies in many of your recent communications, we expect that the shareholders would welcome Elliott’s nominees to the Board to ensure proper and timely execution and to avoid risk of backsliding.”

David H. Batchelder, Hess shareholder, Relational Investors LLC
March 2013⁽¹⁾

[86]

1. Relational Letter to John Hess, March 5, 2013

Hess Pulled Slate Originally Up for Election
Found New Nominees Willing to Agree to Hess Plan



Original slate severely lacked operating experience, independence, and had long tenure

Hess Slate	Oil & Gas Operating Experience	Tenure	Independence ???	Shareholder Vote Withheld in Last Election (2010) ⁽¹⁾
Nicholas F. Brady	None	19 Years	Joint executor Hess estate; invests for Hess Charitable Trust	38.8%
Gregory P. Hill	Hess	4 Years	Officer of Hess	1.2%
Thomas H. Kean	None	23 Years	Joint executor Hess estate; Director & Sec. of Hess Trust	39.2%
Samuel A. Nunn Jr.	None	6 Months	Chairman CSIS, of which John Hess is a Trustee	NA
Frank A. Olson	None	15 Years		33.2%

In response to Elliott, Hess found five new nominees willing to agree with Hess plan

“These independent directors agreed to join our board, because they believe in our outstanding plan, and they recognize that our plan is the right plan for all of our shareholders.”

“We have had this strategic transformation, as my remarks noted, underway, really going back...since I became Chairman...In fact, Elliott got on the train after it really left the station...This is a culmination of a multi year strategy...”

-John Hess,
March 2013⁽²⁾

How genuine and sustainable is Hess’s change in response to Elliott?

[87]

Source: Company Filings

1. % of voted shares withheld; Hess estate is assumed to vote for nominees and is

exclude from calculation; Company filings, Factset, ISS Voting Analytics

2. Hess business update call, March 4, 2013

What Shareholders Really Want Is For All Directors to Be Accountable Proper Comparison Is Hess's New Nominees Against Incumbent Board



Hess's New Nominees		Incumbents				
		Name	Age (1)	Return Over Tenure(2)	Tenure (2)	Background
William Schrader	⇒	John Hess	58	(460%)	35 / 17	Hess Chairman & CEO
John Krenicki Jr.		Edith Holiday	61	(589%)	20	Government; Worked directly for Nicholas Brady in Senate and Treasury;
Dr. Kevin Meyers		Robert Wilson	72	(335%)	17	Healthcare; Johnson-Hess family connection
Dr. Mark Williams		Craig Matthews	69	(153%)	11	Electricity
Frederic Reynolds		Ernst von Metzsch	73	(44%)	10	Finance
John Quigley	⇒	Risa Lavizzo-Mourey	58	(68%)	9	Non-profit; Johnson-Hess family connection
		John Mullin III	71	(56%)	6	Finance; <u>Joint executor of Hess estate</u>
		Samuel Bodman	74	(47%)	4	Government/Chemicals

Average Tenure(2)	14 years
Upstream Oil & Gas Operating Experience	None
Restructuring Experience	None

Lead "Independent" Director AND Joint Executor of Hess Estate

"We would urge the board to consider more proactively whether these nominees might be more suitable for the company at this point in its development than some of the long-serving incumbents who do not seem to have been able to challenge management sufficiently to avert the company's extended decline in performance and share price."
 - ISS Proxy Advisory Services, Recommendation: Bames & Noble Proxy Contest, September 2010

Sources: Company Filings, Bloomberg

1. Tenure calculated as of date of 2013 annual general meeting; Tenure for John Hess shows

both as director and as CEO, respectively

2. Tenure excluding John Hess is 11 years

[88]

Hess Claims Process to Update Directors Began Last August But Hess Pushed Out Sam Nunn Who Was Actually Added in August



Before Shareholder Nominee Involvement

After Shareholder Nominee Involvement

"Hess Corporation (NYSE: HES) announced today the election of former U.S. Senator Sam Nunn to its Board of Directors."

"We are also adding...directors to the board. Last August, we met with a search firm to begin identifying candidates...."

Before I continue, I would like to recognize our existing directors...former Senator Sam Nunn... will be retiring from our board."

August 2012(1)

John Hess
March 2013(2)



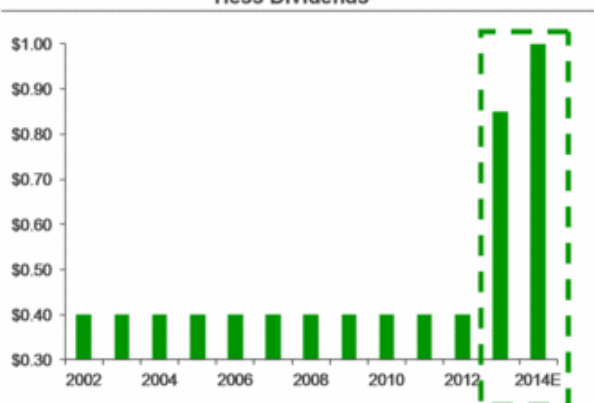
"We have had this strategic transformation...underway really going back, not only since I became Chairman and we started to shift to E&P, but predominantly when we started to build our Bakken position in 2010. So this is not something that just happened overnight and is response to an activist. In fact, Elliott got on the train after it really left the station. This is a carefully structured strategy that's been given a lot of thought, and it's really the natural culmination of the strategic transformation I went through in my remarks..."

John Hess
March 2013⁽¹⁾

1. Hess business update call, March 4, 2013



Hess Dividends⁽¹⁾



Authorized Share Buybacks as % of Market Cap⁽¹⁾⁽²⁾



As a result of Shareholder Nominee involvement, Hess:

- Raised its dividend by 150%, the first dividend increase in over a decade
- Authorized a share buyback of up to \$4 billion, the first Hess buyback in over a decade

Sources: Company filings, transcripts

1. Forecasts as per management commentary, Hess business update call, March 4, 2013
2. Market capitalization as of 4/12/13

[91]

Before Shareholder Nominee Involvement:
Hess Had Called Restructuring Plan Complete



Before Shareholder Nominee Involvement

After Shareholder Nominee Involvement

Question on January 2013 earnings call:

"So, I guess the question is do we largely know all of the larger moving pieces at this juncture? Is that a fair statement?"

John Hess Response:

"Absolutely, that is the correct understanding of my remarks, that the major moves to reshape our portfolio in terms of divestiture to complete the strategic reshaping of our portfolio, will have been completed by the end of 2013."

"...these divestitures will complete the strategic reshaping of our portfolio..."

John Hess
January 2013⁽¹⁾

"We have had this strategic transformation... underway really going back...since I became Chairman... In fact, Elliott got on the train after it really left the station... This is a culmination of a multi-year strategy..."

John Hess
March 2013⁽²⁾

Source: Company transcripts

1. 4Q 2012 Earnings call January 30, 2013

2. Hess business update call, March 4, 2013

[92]

Before Shareholder Nominee Involvement: Bakken Midstream MLP Was Inappropriate



Before Shareholder Nominee Involvement

"...the strategic infrastructure we have in North Dakota...the Tioga Gas Plant...that's not something that we would be interested in MLPing."

John Hess
November 2012⁽¹⁾

"But we certainly do not believe that an MLP in the Bakken is appropriate at this time."

John Hess
January 2013⁽²⁾

After Shareholder Nominee Involvement

"Today we are announcing the culmination of that process... Specifically, we will be... pursuing the monetization of our Bakken midstream assets."

John Hess
March 2013⁽³⁾

Source: Company transcripts
1. 3Q 2012 Earnings call, November 2, 2012

2. 4Q 2012 Earnings call January 30, 2013
3. Hess business update call, March 4, 2013

[93]

Before Shareholder Nominee Involvement: Energy Marketing and Retail Was Strategic



Before Shareholder Nominee Involvement

"Our **Energy Marketing and Retail Marketing businesses** remain a long-term strategic part of our portfolio... So we are very happy having it in the portfolio and it is a strategic part of the portfolio."

John Hess
November 2012⁽¹⁾

"...we have morphed our **fuel marketing business** into an energy marketing business... which obviously will help us if we find gas in the Utica... So they're going to be some strategic benefits there... We have a strong brand. We think it – if anything it enhances the company from a financial and reputational point of view."

John Hess
January 2013⁽²⁾

After Shareholder Nominee Involvement

"Today we are announcing the culmination of that process by exiting our downstream businesses and becoming a pure play E&P company. Specifically, we will be divesting our retail, energy marketing, and energy trading businesses..."

John Hess
March 2013⁽³⁾

Source: Company transcripts
1. 3Q 2012 Earnings call, November 2, 2012

2. 4Q 2012 Earnings call January 30, 2013
3. Hess business update call, March 4, 2013

[94]

Hess Refused to Consider a More Fulsome Review and Resorted to Scare Tactics of Calling It an “Attempt to Liquidate the Company”



In a letter to Hess shareholder, Relational Investors:

“We hope that you will urge Elliott to cease its attempt to liquidate the company...”

John Hess, March 2013⁽¹⁾

“...liquidate Hess as quickly as possible.”

Hess Letter to Shareholders, March 2013⁽²⁾

Elliott has never suggested liquidating the company.

Public shareholders have seen this before...

“... the board has backhandedly dismissed [shareholder’s analysis] as a plan to “liquidate” the company... **“Liquidation” is what results when a board takes its eye off the business equation for too long, not what happens when shareholders insist on taking a look for themselves.**”

“[The company] with its rhetoric about “liquidation,” appears to have dug in its heels on exactly the dry-eyed, disciplined business analysis which will be critical to streamlining the business and allocating capital effectively.”

- ISS Proxy Advisory Services,
Recommendation: AOL Inc Proxy Contest, June 2012

1. March 5, 2013 Letter to Relational Investors
2. Hess Letter to Shareholders, March 26, 2013

Specifically, We Suggested The Creation of Manageable Enterprises Accountable to Shareholders



Instead of an opaque, unmanageable conglomerate

Unlock great companies that will be accountable to shareholders

Unconventional

- 725,000 net acres in the Bakken
- 177,000 net acres in the Utica Shale

Create Hess Resource Co.

Bakken and Utica with dropdown of midstream assets

TEV = \$13.0 to \$14.4 billion⁽¹⁾

Global Offshore and Other Conventional

- Long-life, oil-weighted reserves in "crown jewel" assets including Shenzi (GOM), Valhall (Norway), Ceiba & Okume (Equatorial Guinea)
- Favorable gas assets in Southeast Asia including JDA & Natuna Sea Block

Create Hess International

Focus remaining conventional portfolio on core areas of competitive advantage through divestiture of non-core assets

TEV = \$21.4 to \$30.2 billion⁽¹⁾

Midstream

- Valuable Bakken infrastructure including Tioga gas plant and Bakken rail terminal

Monetize resource play infrastructure

TEV = \$2.0 to \$2.5 billion⁽¹⁾

Downstream & No-Stream

- Miscellaneous businesses - many with capital tied up at low rates of return

Divest downstream assets

TEV = \$3.1 to \$3.5 billion⁽¹⁾

Share Price = \$95.70 to \$128.46⁽¹⁾
TEV = \$39 to \$50 billion⁽¹⁾

Hess's March promises (if delivered) affect less than 10% of potential share uplift⁽¹⁾ over another 2 year period

Source: Company filings

1. Elliott estimates; Per share values calculated net of debt, cash pro forma for announced/completed transactions (Azerbaijan & UK assets), pension, tax attributes, interest tax shield

We Think It Makes Sense Because... Different Assets Require Different Management Capabilities



Resource Plays

- High sensitivity to capital costs
- Many low cost wells
- Lean manufacturing process



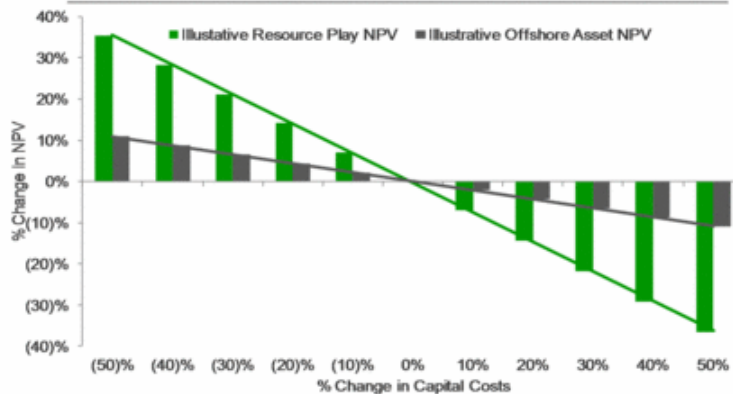
Offshore Assets

- Low sensitivity to capital cost
- Few high cost wells
- Tax regimes and/or PSCs allow for cost recovery that mutes impact of cost overrun

Requires relentless focus on cost

Requires technological focus & planning

Illustrative Sensitivity of NAV to Changes in Capital Expenditures⁽¹⁾



Resource plays and offshore assets are managed differently;
Hess is incapable of managing both (evidenced by severe cost overruns in the Bakken)

1. Elliott estimates

We Think It Makes Sense Because... Current Portfolio Mix Undervalued and Penalized by Analysts



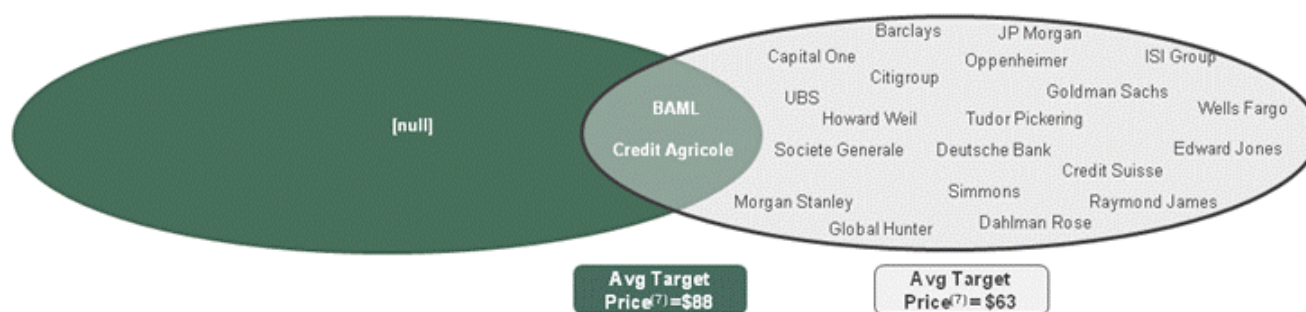
- More Important
- Less Important

	Bakken Operators ⁽¹⁾	Large Cap Int'l ⁽²⁾	Hess
2012E EBITDAX Multiple ⁽³⁾	8.4x	4.3x	3.0x
Capital Intensity ⁽⁴⁾	\$128.47	\$19.01	\$34.60
FCF Gap / Market Cap ⁽⁵⁾	(25)%	(1)%	(19)%
Net Asset Value	Easy to calculate due to repeatability of well results	Difficult to calculate	Bakken easy to calculate, other assets more challenging

- Bakken Operators: **NAV-based** valuation
 - Focus on acreage value sees through initial capital intensity
 - **Only 2** Hess analysts cover other Bakken operators
- Large-cap Internationals: heavy reliance on **multiple-based** valuation
 - Perceived risk of FCF gap and capital intensity reduce multiple
 - **20 of 22** Hess analysts cover large cap internationals
- Hess: Bakken is a material percentage of value but hidden within international mix
 - Result is Hess is penalized twice:
 - Penalty #1: Multiple-based valuation undervalues Bakken
 - Penalty #2: Hess given lower multiple than peers due in part to higher capital intensity and cash flow gap (partially caused by Bakken build-out)

Hess Sell-side Analysts Covering Bakken-Focused Companies⁽⁶⁾

Hess Sell-side Analysts Covering Large Cap Internationals



Sources: Bloomberg, Cap IQ, Company Filings

1. Bakken Operators include: Continental, Oasis and Kodak
2. Large Cap include APC, APA, CVX, COP, XOM, MRO, MUR, NBL, OXY
3. 2012 EBITDAX multiple is Enterprise value divided by Consensus EBITDAX; as of 11/28/12

4. Capital Intensity is 2011 Development Capex divided by 2011 BOE Production
5. FCF as % of Market Cap is Consensus 2012 free cash flow divided by market cap; as of 11/28/12
6. Bakken focused companies include Continental, Oasis, Kodak and Whiting
7. As of 1/25/13

However, While Elliott Put Forward This Proposal For Consideration, Shareholder Nominees Are Truly Independent



“While this letter presents Elliott’s perspectives, **Shareholder Nominees will form their own, independent views on the Company, its assets, and its strategy.** These five accomplished individuals bring deep knowledge and experience in areas that are severely lacking in the existing board.”

Elliott Letter to Shareholders,
January 29th 2013

“Shareholder Nominees are **completely independent, would constitute a minority of directors, and, unlike Hess’s nominees, have not preapproved any plan.** If elected to the Board, each of these executives will bring substantial expertise, experience, and independence that we believe is sorely needed at Hess.”

Elliott Letter to Shareholders,
March 26th 2013

And Shareholder Nominees Have Helped Lead Very Different Types of Transformations



Karl Kurz
(Former COO, Anadarko)

Karl Kurz helped lead a transformation of Anadarko Petroleum earlier in the decade that saw Anadarko high grade its portfolio while managing both U.S. onshore resource plays and deepwater offshore assets.

"We believe that Anadarko has transformed itself from a company with an inferior asset base and questionable capital allocation success into a company with a strong asset base. The company continues to deliver at-or-above expectations and we believe that it can continue to surprise to the upside.."

Lehman Brothers (May 7, 2008)

David McManus
(Former EVP, Pioneer)

David McManus helped Pioneer Natural Resources execute a restructuring and then divestment of its international portfolio so that the company could focus on its U.S. resource play assets.

"Pioneer management has delivered [a] text book repositioning of a portfolio previously spread across more than seven countries to become a 100% U.S. focused resource player."

Bank of America Merrill Lynch (October 2, 2012)



Instead of a thoughtful response, based on an dispassionate analysis of the facts, Hess has responded with demonstrably false funding and tax arguments in order to avoid an objective review of new ideas

It is clear that management has neither taken the shareholder proposal seriously nor evaluated it in any depth

[101]

Misleading Statements on Funding



"And just having the Bakken or Utica standalone, they would not be self-funding. They could not get access to the credit markets and that's a real issue."

John Hess
January 2013⁽¹⁾

"Even without any initial debt, Singer's ResourceCo would likely be a sub-investment grade credit with limited stand-alone debt capacity. As a result, ResourceCo's ability to fund growth in the Bakken and hence realize future value for Hess shareholders would be harmed."

Hess Presentation to Shareholders
March 2013⁽²⁾

[102]

**Reality:
Standalone Hess Resource Co. Could Easily Fund Itself in the Capital Markets**



Management either has not done its homework or does not understand the credit markets

- Numerous examples of U.S. resource focused companies with negative free cash flow
 - All able to fund themselves in the public markets and all trade at premium multiples to Hess
 - Continental has had negative free cash flow for the past 5 years yet has:
 - \$2.9bn of public debt trading at an average yield under 3.5%
 - Enterprise value of over \$20bn and trades at ~11.3x EBITDA

	Company ⁽¹⁾	Market Cap	EV / LTM EBITDA X ^(2,3)	Net Debt / LTM EBITDA X ⁽³⁾	2013 FCF as % of Market Cap	Weighted Avg. Yield ⁽⁴⁾
Bakken Operators	Continental	\$16.9bn	11.3x	2.1x	(7)%	3.3%
	Halcon	\$2.6bn	12.6x	5.7x	(24)%	7.2%
	Kodiak	\$2.5bn	11.7x	3.8x	(6)%	4.6%
	Oasis	\$3.6bn	9.1x	2.0x	(10)%	4.7%
Best-in-Class Resource Pure plays	SM Energy	\$3.9bn	5.2x	1.4x	(9)%	4.8%
	Pioneer	\$17.1bn	9.1x	1.1x	(4)%	2.8%
	Cabot	\$13.6bn	18.5x	1.3x	1%	N/A
	Range	\$12.8bn	18.1x	3.3x	(3)%	4.1%
	Hess Resource Co.	\$13.0bn to \$14.4bn	10.0x to 11.1x⁽⁵⁾		(2)% / (3)%⁽⁶⁾	

"...there will be times when CLR may outspend its internally generated cash flow. However, so long as it is earning the returns on investment in the incremental barrel produced by these borrowings... **this should be of minor concern.**"

- Moody's March 2012⁽⁷⁾

Sources: Bloomberg, CapIQ

1. All values as of 3/26/13

2. Adjusted for public equity and debt issuances post 12/31/12, if applicable

3. Pro forma adjustments made for additional amounts borrowed on revolving facilities if applicable

4. Average of yield to worst based on ask price for each bond

5. Elliott estimates: LTM EBITDA calculated using Hess Bakken production, average of OAS, KOG and

NOG EBITDA (pre-G&A per quarter and Hess U.S. E&P G&A/BOE plus allocation of corporate overhead; excludes Utica)

6. Elliott estimates: (2)% excludes Utica; (3)% includes Utica; Both numbers calculated off Elliott low case of \$13.0bn

7. Moody's Continental Credit Opinion, March 6, 2012

[103]

**Reality:
Resource Co. Would Be One of the Best Funded U.S. Unconventional Pure Plays**



Given ability to raise capital via debt markets or raise proceeds from infrastructure, Hess Resource Co. has ample cash to standalone

Bakken Standalone

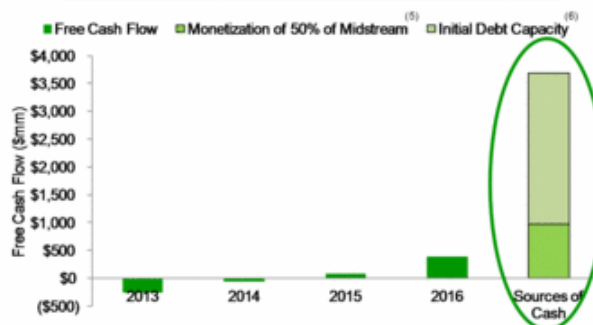
Cash flow gap due to high-return investments initiated by a credible operator does not limit debt capacity or financial flexibility

	Unit	2013	2014	2015	2016	2017
Bakken Production ⁽¹⁾	MBOE/D	68	87	105	120	131
Bakken EBITDA ⁽²⁾	\$mm	\$1,432	\$1,853	\$2,218	\$2,537	\$2,780
Well Capex ⁽³⁾	\$mm	(1,700)	(1,918)	(2,141)	(2,148)	(2,141)
Cash Taxes ⁽⁴⁾	\$mm	-	-	-	-	(111)
Free Cash Flow	\$mm	(\$268)	(\$64)	\$77	\$389	\$529

Per management production guidance:

- Bakken should be cash flow breakeven YE2014
- This does not include the substantial cash generated by midstream assets
- \$3+ billion of excess cash can be used to fund Utica development**

Bakken Free Cash Flow & Sources of Cash



1. Management guidance for 2013, thereafter Elliott estimates based on Continental 600 EUR type curve; Rig program based on achieving management guidance of 120MBOE/D by mid-decade

2. Elliott estimate based on average of OAS, KOG and NOG 4Q EBITDA before G&A per BOE; less allocation of Hess E&P G&A and corporate overhead, OAS, KOG and NOG do not control midstream infrastructure; therefore there is no meaningful double counting in value of MLP spinoff

3. Elliott estimates: Capex is management guidance for 2013, thereafter Elliott estimates for rig program using a well capex of \$8.2m; \$8.2m well capex is Continental's estimate for their well cost by YE2013

4. Assume 75% of well capex is intangible with 100% IDC; tangible capex depreciated at MACRS 7; 35% tax rate on taxable income

5. Valuation assumes 50% of Elliott low case midstream valuation

6. 2x LTM EBITDA

[104]



“Bakken capital spending generates substantial excess tax deductions that are used to offset taxable income generated by other U.S. assets. Singer’s ResourceCo would be generating unused tax deductions and InternationalCo would be paying taxes on otherwise shielded income.”

Hess Presentation to Shareholders
March 2013⁽¹⁾

1. Hess presentation “Delivering Shareholder Value”, March 4, 2013



Impact of Tax Shield from Bakken = \$0.13 per share⁽¹⁾

Hess Bakken should become a taxpayer in 2017 per management production guidance

Tax Calculations						
	Unit	2013	2014	2015	2016	2017
Bakken Production ⁽²⁾	MBOE/D	68	87	105	120	131
Bakken EBITDA ⁽³⁾	\$mm	\$1,432	\$1,853	\$2,218	\$2,537	\$2,780
Tax Depreciation Bakken ⁽⁴⁾	\$mm	(1,776)	(2,020)	(2,225)	(2,251)	(2,231)
Taxable Income	\$mm	(\$345)	(\$167)	(\$7)	\$286	\$549
Cash Taxes	\$mm	\$0	\$0	\$0	\$0	(\$111)

Bakken

- Bakken operations should become a taxpayer in 2017
 - NPV of shifting 4 years of declining deductions out to the years when Bakken is taxpayer is ~\$0.13 / share
- Existing NOLs can remain at Hess International post-spinoff.⁽⁵⁾ Tax analysis is limited to future deductions
 - In the event the NOLs must travel with the Bakken, impact would be an additional ~\$0.08 per share⁽⁶⁾
- Neither taxable income nor depreciation from Bakken midstream assets included (if funded appropriately in MLP market, assets would generate income tax not deductions)

Utica

- Tax analysis of the Utica is highly dependent on well type curve, liquid content and development ramp assumptions – which management has never disclosed
 - Using Utica peers' type curve estimates and a reasonable development program, the value of tax shield would be an additional \$0.10 per share⁽⁷⁾
 - By the time development ramps in the Utica, the resulting tax deductions should be a useful tax shield for an income generating Bakken
- Does not include unnecessary infrastructure spend

1. Elliott estimates based on below calculations
 2. Management guidance for 2013; thereafter Elliott estimates based on Continental 600 EUR type curve; Rig program based on achieving management guidance of 120MBOE/D by mid-decade
 3. Elliott estimate based on average of OAS, KOG and NOG 4Q EBITDA before G&A per BOE; less allocation of Hess ESP G&A and corporate overhead; OAS, KOG and NOG do not control midstream infrastructure; therefore there is no meaningful double counting in value of MLP spinoff
 4. Elliott estimates: Capital expenditures are management guidance for 2013; thereafter Elliott estimates for rig program using a well capex of \$8.2m; \$8.2m well capex is Continental's estimate for their well cost by YE2013; Assume 75% of well capex is intangible with 100% IDC; tangible capex depreciated at MACRs 7; Historical depreciation is calculated using 70% IDC
 5. Elliott view based on counsel from tax and accounting advisors
 6. Assumes \$91 million of federal tax loss carry forwards are recognized immediately versus recognized in 2017+ from Bakken generated income
 7. Assumes 75% of well capex is intangible with 100% IDC; tangible capex depreciated at MACRs 7

Misleading Statements on InternationalCo Financial Flexibility



"...InternationalCo would be forced to assume all of Hess' existing debt and therefore restrict InternationalCo's financial flexibility, future growth rate, and ability to return cash to shareholders."

Hess Presentation to Shareholders
March 2013⁽¹⁾

**Reality:
Hess International Would Generate Billions in Cash Flow And Retain
Investment Grade Rating**



Strong Cash Flow; Investment Grade Rating

- Long lived oil assets producing substantial cash flow
 - Wood Mackenzie and Rystad both project Hess International would **average ~\$2.8 billion of free cash flow per year** before exploration for the next decade^(1,2)

"We note that strategic initiatives suggested by Elliott are not necessarily leveraging or detrimental to credit quality. As such, we believe the company could carry out these steps while maintaining an investment grade rating."

- J.P. Morgan Credit Research, February 2013⁽³⁾

	HES	HES Intl ⁽³⁾	APA	APC	COP	DVN	EOG	MRO	MUR	NBL	OXY	TLM
Rating	Baa2/BBB		A3/A-	Baa3/BBB-	A1/A	Baa1/BBB+	A3/A-	Baa2/BBB	Baa3/BBB	Baa2/BBB	A1/A	Baa2/BBB
Debt (\$bn)	\$8.1	\$8.1	\$12.3	\$13.3	\$21.7	\$11.6	\$6.3	\$6.9	\$2.2	\$4.1	\$7.6	\$4.4
Debt / EBITDAX ⁽⁴⁾	1.0x	1.3x	1.0x	1.6x	1.0x	2.6x	1.4x	0.7x	0.6x	1.4x	0.5x	1.1x

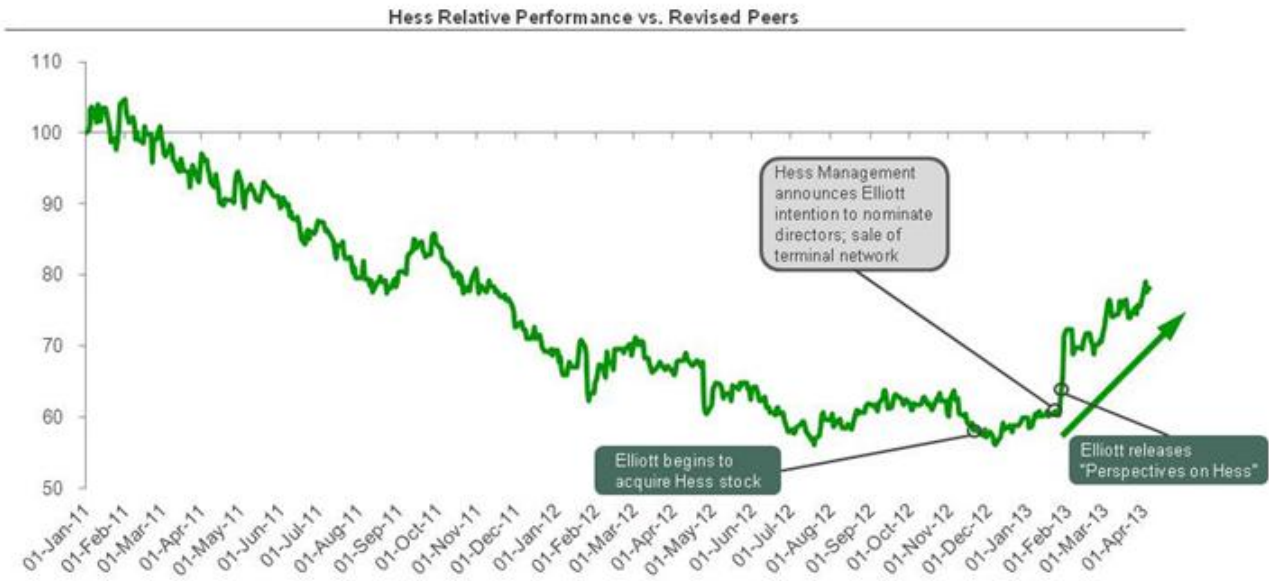
According to JP Morgan's analysis, Hess International Co's leverage would fall within the range of Hess's applicable proxy peers and would receive an investment grade rating from the rating's agencies

Sources: Wood Mackenzie, Sell-side reports, Rystad Ucube, CapitalIQ
1. Source: Wood Mackenzie
2. RystadUCube

3. JP Morgan February 4, 2013
4. 2012 EBITDAX

Shareholder Nominees Acknowledge The Problems and Can Fix Them

Shareholder Nominee Involvement Begins to Lift Management Discount



Since Shareholder Nominee involvement announced on January 28th:

- Hess has outperformed Proxy Peers by 23%
- Hess has outperformed Revised Proxy Peers by 22%
- Hess has outperformed Bakken Operators by 26%

Performance calculated through 4/12/13

[110]

Favorable Reaction to Shareholder Nominee Involvement



"Elliott's nominees assure greater accountability and are more likely to continue to explore all avenues to enhance shareholder value while providing more pertinent E&P experience."

David H. Batchelder, Hess shareholder, Relational Investors LLC (March 27, 2013)

"We currently believe the best way for Hess shareholders to maximize their value is through the election of Elliott Management's nominees to the board."

Citigroup (April 5, 2013)

"Elliott disclosed 5 impressive candidates for the Board..."

UBS (January 30, 2013)

"...a who's who list of corporate fixers and experienced oil execs."

Bank of America Merrill Lynch (January 31, 2013)

"In our view, the industry experience available in the slate of nominees Elliott is proposing for HES's Board of Directors is impressive and as a result, the nominees could bring industry insight unavailable on the current Board."

JP Morgan (January 30, 2013)

"...[We] believe that the slate of new directors that it has proposed can bring a lot to the table."

Societe Generale (January 31, 2013)

"We believe a new investor with the intent to make new nominations to the board is a move in the right direction for Hess's corporate governance."

Citigroup (January 28, 2013)

"Proposed directors have street cred. In proposing its alternate slate of directors, Elliott nominated four individuals with various management backgrounds in the oil patch and Harvey Golub, the former CEO of American Express."

Bank of America Merrill Lynch, Credit Research (January 29, 2013)

[111]



**Shareholder Nominees Have Exact Skills Necessary to
Reassess and Refocus Hess**

[112]



Hess needs directors that (1) will acknowledge issues, and (2) are capable of fixing them

Experience Hess Needs	Shareholder Nominees				
	Rodney Chase	Harvey Golub	Karl Kurz	David McManus	Mark Smith
Recognition of Problems at Hess	✓	✓	✓	✓	✓
True Independence	✓	✓	✓	✓	✓
Strong Shareholder Value Orientation	✓	✓	✓	✓	✓
Senior Oil & Gas Upstream Operating Experience	✓	✓	✓	✓	✓
Substantial Restructuring Experience	✓	✓	✓	✓	
Senior Management Conventional E&P Experience	✓		✓	✓	✓
Senior Management Unconventional E&P Experience			✓		✓
Midstream Experience	✓		✓		✓
Public Board Experience	✓	✓	✓	✓	

[113]



Harvey Golub: Setting a Focused Strategy

Karl Kurz: Instilling Capital Discipline

Mark Smith: Overseeing Operational Excellence

David McManus: Executing Effective Restructuring

Rodney Chase: Instilling Oversight & Accountability

Superior Nominees With Unparalleled Experience

We want to be clear that we intend to support all of the Elliott nominees at the upcoming annual meeting of shareholders. Our reasoning is that while the company's new nominees are an improvement over the incumbent directors, Elliott's nominees assure greater accountability and are more likely to continue to explore all avenues to enhance shareholder value while providing more pertinent E&P experience.

David H. Batchelder, Hess shareholder, Relational Investors LLC (March 27, 2013)

[114]



- Former Chairman & CEO, American Express
- Former Non-Exec Chairman AIG, Campbell Soup Co, Readers Digest, Ripplewood
- Chairman of Miller Buckfire, Advisory Board of Kleinwort Benson Investors
- Former Director Dow Jones, RHJ International

Relevancy to Hess

- **Legendary Ability to Focus Organizations** (subject of business school case studies)
- **History of Accomplishing Meaningful Returns for Shareholders as Director**
- **Unparalleled Turnaround Experience**
- **Strong Shareholder Value Orientation**

Harvey's unparalleled executive, advisory and public board experience restructuring, refocusing and turning-around struggling enterprises will allow him to provide unprecedented perspective to the Hess Board

- Selected career accomplishments at American Express
 - Led a dramatic turnaround of American Express – with **shares appreciating by over 750% during his tenure** – by setting a clear strategic direction, shedding non-core businesses, streamlining management reporting structures, eliminating redundancies and creating a culture of performance and accountability
 - **Fulfilled every promise and commitment made as CEO** by fostering a culture that prized intellectual honesty, a willingness to challenge the conventional wisdom, and a focus on "getting things done"
 - Prepared extremely successful, **collaborative leadership** transition that has become a model for effective succession planning
- Selected highlights from public board experience
 - As Non-Executive Chairman at AIG, helped construct the strategic plan to **establish corporate focus, to divest non-core assets**, and to return the company to private-sector ownership
 - As Non-Executive Chairman at Campbell Soup, supervised strategic assessment of the enterprise that led to the divestment of Godiva Chocolatier – a successful, profitable business but one that required a skill-set that was not a core strength at Campbell



“Harvey Golub is everything that you would want in a director. And one of the things that I appreciate most about him is that he has always respected the space between the Non-Executive Chairman and the CEO roles. He challenged me. He held me accountable. But he did not try to do my job for me... And he has challenged us to sharpen our strategy, and better execute that strategy by holding us to high performance standards. He often tells us, ‘This is what you said you would do. Are you delivering and, if not, why not?’”

Douglas Conant, former CEO of Campbell Soup Co, September 2009

“Harvey Golub has done an absolutely sensational job, and we’re probably \$4 billion better because of it.”

Warren Buffet, 1999 Berkshire Hathaway Annual Meeting

[116]



“Successful companies generally have two things - a good strategy and solid execution. A good strategy establishes corporate focus and determines which businesses a company should stay in and exit over time. And solid execution gets the job done.”

[117]



“Hess has an interesting set of assets that have not yielded competitive shareholder returns over time. And they ought to. Working with the Board to refocus Hess in order to deliver returns to shareholders represents an exciting opportunity.”

[118]



Harvey Golub: Setting a Focused Strategy

Karl Kurz: Instilling Capital Discipline

Mark Smith: Overseeing Operational Excellence

David McManus: Executing Effective Restructuring

Rodney Chase: Instilling Oversight & Accountability

Superior Nominees With Unparalleled Experience

We want to be clear that we intend to support all of the Elliott nominees at the upcoming annual meeting of shareholders. Our reasoning is that while the company's new nominees are an improvement over the incumbent directors, Elliott's nominees assure greater accountability and are more likely to continue to explore all avenues to enhance shareholder value while providing more pertinent E&P experience.

David H. Batchelder, Hess shareholder, Relational Investors LLC (March 27, 2013)

[119]



- Former COO, Anadarko Petroleum Corporation
- Former SVP North America Operations Midstream and Marketing, SVP United States Onshore and Marketing, VP Midstream and Marketing
- Managing Director and Co-Head of Energy Group at CCMP Capital from 2009 to 2012
- Current Director of Semgroup and Global Geophysical

Relevancy to Hess

- Track Record of Effective Restructurings
- Senior Mgmt Unconventional Experience
- Strong Capital Allocation Capabilities
- History of Value Creation in Midstream
- Senior Mgmt Conventional Experience
- Strong Shareholder Value Orientation

Karl's **significant experience transforming independent E&P companies** and **operating a global portfolio** of conventional and unconventional assets, as well as his **track record of value creation across exploration, production, midstream, marketing and private equity** will add significant value to the Hess Board

- Selected career accomplishments during tenure at Anadarko
 - As COO of Anadarko, helped lead a **successful transformation** including: build-out of Anadarko's top-tier exploration capability, MLP spin-off of Anadarko's pipeline assets, and shift toward increased capital discipline and improved operational execution
 - Helped lead **portfolio repositioning** through **acquiring** Kerr-McGee and Western Gas Resources (total \$23bn) as well as the **substantial divestiture and portfolio high-grading** program that followed, resulting in \$16bn of proceeds and over 5.3 BBoe of net resources added at \$1.80/boe
 - Spearheaded conceptualization and execution of **MLP spin-off** of Western Gas Partners, creating over \$6.7bn of shareholder value through midstream monetization while maintaining control of the MLP and its assets through its GP ownership
 - As VP of Midstream & Marketing, **returned business from persistent losses to consistent profitability**; improved morale through common vision, re-engineering cost structure; created **culture of accountability, intellectual honesty and performance**
- Selected highlights from public board experience
 - As independent director of Semgroup, played integral role in restructuring the company after its bankruptcy and **growing it to a market capitalization of over \$2.2bn**

“Capital discipline is the critical process of allocating a company’s most precious resource after its people, cash flow, to ensure desired investment returns for the benefit of all stakeholders. At Anadarko, we created a culture of capital discipline through development of a focused allocation framework:

- Constraining capital in order to drive portfolio depth and constantly high-grade the portfolio,
- Instilling intellectual integrity via an honest but probing post-mortem processes, and
- Creating a learning culture that emphasized continuous improvement.”

[121]

“I am excited to apply my previous experiences turning around underperforming companies to Hess. The prospect of working with management to transform Hess into a highly motivated organization that consistently delivers top quartile results is an opportunity I could never pass up.”

[122]



Harvey Golub: Setting a Focused Strategy

Karl Kurz: Instilling Capital Discipline

Mark Smith: Overseeing Operational Excellence

David McManus: Executing Effective Restructuring

Rodney Chase: Instilling Oversight & Accountability

Superior Nominees With Unparalleled Experience

We want to be clear that we intend to support all of the Elliott nominees at the upcoming annual meeting of shareholders. Our reasoning is that while the company's new nominees are an improvement over the incumbent directors, Elliott's nominees assure greater accountability and are more likely to continue to explore all avenues to enhance shareholder value while providing more pertinent E&P experience.

David H. Batchelder, Hess shareholder, Relational Investors LLC (March 27, 2013)

[123]

Mark Smith



- SVP and CFO, Ultra Petroleum Corporation
- CFO of Gulf Liquids, Inc (Midstream)
- VP of Business Development at J. M. Huber Energy
- VP of Upstream Business Development at Constellation Energy
- Technical background in Petroleum Engineering

Relevancy to Hess

- Senior Mgmt Unconventional Experience
- Laser Focus on Operating Efficiencies
- Experience Monetizing Midstream
- Financial Expertise & History of Drawing On Creative Solutions to Unlock Value
- Strong Shareholder Value Orientation

Mark's experience on an executive team that **manages the lowest-cost operator in an unconventional resource play** and operates with a **sharp focus on ROCE** will be a great resource for the Hess Board

- Selected career accomplishments during tenure at Ultra Petroleum
 - Oversaw measurement and benchmarking system that has allowed Ultra to decrease average drilling days in the Pinedale by 81% since 2006 and led to the **lowest all-in costs per boe in the industry**
 - Spearheaded 2012 transaction of UPL midstream through creative REIT structure that monetized assets at 11.5x cash flow **while retaining operating control**
 - Structured **tax efficient, highly complex transactions** including monetizations of UPL's Chinese assets and Pinedale liquids gathering system as well as restructurings of UPL's international tax framework
 - Manages **disciplined capital allocation** process which has included taking tough non-consent actions on high cost wells
 - Helped build **culture which stresses operating efficiency**, intensive data analytics to drive decision-making, continual improvement and adoption of best practices

[124]



“At Ultra Petroleum, we have concentrated on creating a culture of operational discipline and efficiency. We focus relentlessly on costs, best practices, and constant benchmarking to continuously improve the efficiency and effectiveness of our operations. This process is never done and requires constant vigilance.”



“Hess is a company with great assets that I believe are not being valued appropriately in the market. I am excited not only to apply the lessons I have learned at Ultra to Hess’s operations in the Bakken, but also to help Hess achieve its potential and realize value for all stakeholders: shareholders and employees.”

[126]



Harvey Golub: Setting a Focused Strategy

Karl Kurz: Instilling Capital Discipline

Mark Smith: Overseeing Operational Excellence

David McManus: Executing Effective Restructuring

Rodney Chase: Instilling Oversight & Accountability

Superior Nominees With Unparalleled Experience

We want to be clear that we intend to support all of the Elliott nominees at the upcoming annual meeting of shareholders. Our reasoning is that while the company’s new nominees are an improvement over the incumbent directors, Elliott’s nominees assure greater accountability and are more likely to continue to explore all avenues to enhance shareholder value while providing more pertinent E&P experience.

David H. Batchelder, Hess shareholder, Relational Investors LLC (March 27, 2013)

[127]



- Former EVP and Head of International Operations, Pioneer Natural Resources Co
- Former EVP at BG
- President of ARCO Europe
- Current Director at Rockhopper Exploration, Flex LNG and Caza Oil & Gas

Relevancy to Hess

- Extensive Experience Evaluating & Executing Effective Restructuring
- Track Record of Value Creation
- Immense International Energy Experience
- Solid Corporate Governance Record
- Strong Shareholder Value Orientation

David's deep experience executing a **portfolio repositioning and tremendous international oil & gas experience** will allow him to contribute unique **insight to the current strategic decision-making process** on the Hess Board

- Selected career accomplishments during tenure at Pioneer
 - Led value accretive, strategic divestiture of Pioneer's international portfolio including **objective assessment of all opportunities** available to monetize international asset base – during his tenure **Pioneer's returned over 200%**
 - Managed **international portfolio**, setting and executing **consolidation strategy** in North Africa which increased net asset value by 10 times over 6 years through **successful exploration and appraisal program**
 - Heavily involved in executive committee decision-making on Pioneer's **U.S. onshore resource play** development – onshore production grew from 27mboe/d to 95mboe/d a nearly 30% CAGR during his tenure
 - Worked constructively with board, including dissident nominees from activist investor Southeastern Asset Management
- Selected highlights from public boards and previous positions
 - As EVP at BG, oversaw execution of **BG's largest project** – development of 200,000 bbl/d field and related facilities in Kazakhstan
 - As independent Non-Executive Chairman at Cape oversaw **extensive acquisition program** as Cape executed on its strategy to build a core position in Australia
 - As independent director at Rockhopper Exploration, oversaw **high performing exploration-focused E&P company** and supervised the farm-down of a large working interest in the Falkland Islands [128]

Portfolio Repositioning: David McManus

“Portfolio construction should always begin with an evaluation of the company's core strengths. If an asset doesn't play to a strength, it shouldn't be there. If an asset is not material with respect to NAV or doesn't have the potential to be, it shouldn't be there. Proper portfolio management requires a constant sharp evaluation of the portfolio to determine value and to question is it worth something more to someone else?”



“Hess is unmistakably materially undervalued, with oversight and discipline lacking. But at the end of the day, everyone wants to see Hess succeed. I believe my background and experiences have particular relevance to the difficulties at Hess and believe I can make a substantial contribution to unlocking the upside potential at Hess.”



Harvey Golub: Setting a Focused Strategy

Karl Kurz: Instilling Capital Discipline

Mark Smith: Overseeing Operational Excellence

David McManus: Executing Effective Restructuring

Rodney Chase: Instilling Oversight & Accountability

Superior Nominees With Unparalleled Experience

We want to be clear that we intend to support all of the Elliott nominees at the upcoming annual meeting of shareholders. Our reasoning is that while the company's new nominees are an improvement over the incumbent directors, Elliott's nominees assure greater accountability and are more likely to continue to explore all avenues to enhance shareholder value while providing more pertinent E&P experience.

David H. Batchelder, Hess shareholder, Relational Investors LLC (March 27, 2013)

[131]

Rodney Chase



- Former Deputy Chief Executive, BP plc
- Former CEO of Exploration & Production, CEO of Marketing & Refining, Chairman/CEO BP of BP America
- Current or Former Independent Chairman at Genel, Nalco, Petrofac

Relevancy to Hess

- Led Successful Restructurings At Both Executive and Board Levels
- Senior Oil & Gas Upstream Experience
- Succession Planning Experience
- Corporate Governance Expertise
- Strong Shareholder Value Orientation

Rodney's deep experience in every facet of oil & gas and significant industry public board experience will be a meaningful addition to the Hess Board

- Selected career accomplishments during 38 years at BP
 - Led upstream and downstream businesses of BP, overseeing material restructuring, integrating substantial assets, and instituting a performance-based culture. Stock outperformed its peers by 160% during his tenure as director and senior leader
 - Spearheaded portfolio rationalization effort at BP to strengthen business focus and drive performance growth including the sale of BP Minerals (\$4bn) and BP's stake in Ruhrgas (\$2bn) and the acquisitions of Amoco (\$57bn), ARCO (\$27bn), Mobil Europe, Castrol (\$6bn) and Veba Oil (\$5bn)
 - Directed creation of \$20bn Russian JV with TNK, BP's largest single asset over the last decade. ~30% IRR over 9-year period on BP's \$6.9bn investment
- Selected highlights from 10 years as an independent director
 - As Chairman of Nalco, led Nalco back to public ownership after private equity, recruiting a new CEO and management team to drive a strong performance turnaround and eventually to oversee the sale of the company to Ecolab
 - As the initial Independent Chairman of Petrofac and Genel Energy, was integral to the setting of strategies, overseeing the execution of performance plans and the creation of performance cultures and effective governance based on independent board oversight

[132]



“Over the course of his 38-year career, Rodney has made an outstanding contribution to BP. He has played a critical part in all the major developments of recent years that have transformed the company into one of the world's leading energy businesses.”

Lord Browne, CEO of BP Plc, January 2003

[133]



“The key role of a board member is to appoint management, to set, together with management, a clear strategy with defined goals and metrics, and to hold management accountable for effecting that strategy. The oversight role of the board is critical.”

[134]



"I believe a sustained and rigorous focus on strategy and its execution, combined with a robust corporate governance structure, can help Hess maximize long term value for shareholders. I am excited to help Hess accomplish these goals."



Harvey Golub: Setting a Focused Strategy

Karl Kurz: Instilling Capital Discipline

Mark Smith: Overseeing Operational Excellence

David McManus: Executing Effective Restructuring

Rodney Chase: Instilling Oversight & Accountability

Superior Nominees With Unparalleled Experience

We want to be clear that we intend to support all of the Elliott nominees at the upcoming annual meeting of shareholders. Our reasoning is that while the company's new nominees are an improvement over the incumbent directors, Elliott's nominees assure greater accountability and are more likely to continue to explore all avenues to enhance shareholder value while providing more pertinent E&P experience.

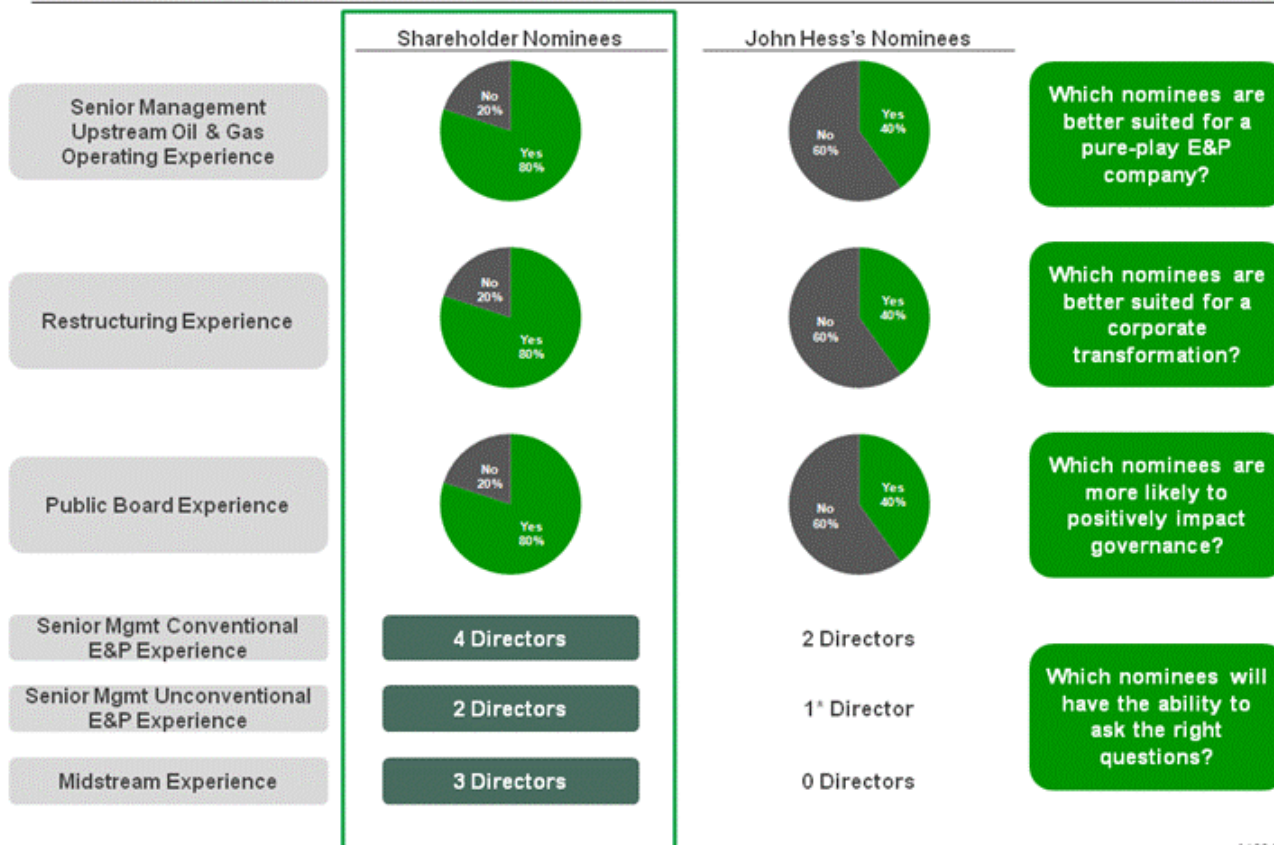
David H. Batchelder, Hess shareholder, Relational Investors LLC (March 27, 2013)

Shareholder Nominees Have Unparalleled Operating Experience



Shareholder Nominees		John Hess's Nominees	
Rodney Chase	<ul style="list-style-type: none"> Former <u>Deputy Group Chief Executive, BP</u> Former Chairman/CEO of BP America, CEO of Marketing & Refining, CEO of E&P 	<ul style="list-style-type: none"> Former COO, <u>TNK-BP joint venture</u> 	William Schrader
Harvey Golub	<ul style="list-style-type: none"> Former <u>Chairman & CEO, American Express</u> Former Non-Executive Chairman, AIG 	<ul style="list-style-type: none"> Former <u>Vice Chairman, GE</u> Pres. & CEO, GE Energy Infrastructure 	John Krenicki Jr.
Karl Kurz	<ul style="list-style-type: none"> Former <u>COO, Anadarko Petroleum</u> 	<ul style="list-style-type: none"> Former <u>SVP of E&P for the Americas, ConocoPhillips</u> 	Dr. Kevin Meyers
David McManus	<ul style="list-style-type: none"> Former <u>EVP, Pioneer Natural Resources</u> Former EVP at BG, Former President of ARCO Europe 	<ul style="list-style-type: none"> Downstream <u>Director, Royal Dutch Shell</u> 	Dr. Mark Williams
Mark Smith	<ul style="list-style-type: none"> Current SVP & <u>CFO, Ultra Petroleum</u> 	<ul style="list-style-type: none"> Former EVP and <u>CFO, CBS Corporation</u> 	Fredric Reynolds

Shareholder Nominees Have The Relevant Oil & Gas Operating and Restructuring Experience Needed at Hess



* Unconventional experience includes Kevin Meyers for 1 1/2 years in his role as SVP ConocoPhillips Americas
 Senior Management Oil & Gas Upstream Operating Experience does not include Mark Williams as his primary executive experience was overseeing Shell downstream division

[138]

John Hess's Nominees Lack Unconventional Experience



Amidst a flurry of defensive hyperbole and insults, Hess claims its Nominees have "deep and directly relevant shale experience."

"Even the most casual observer would recognize that Hess nominees have deep and directly relevant shale experience. In his time at ConocoPhillips, for example, Hess nominee Dr. Kevin Meyers..."

Hess Letter to Shareholders
 March 2013⁽¹⁾

The reality is that John Hess's Nominees have nearly no unconventional shale experience other than 18 months that one nominee spent as SVP of the Americas at ConocoPhillips (prior to that role, the bulk of his senior management career was spent overseeing conventional assets in Alaska).

[139]



Amidst another defensive bout of assertions,
Hess claims all of its Nominees have restructuring experience.

"All of Hess' six new directors have experience executing or advising on major corporate restructurings."

Hess Letter to Shareholders
March 2013⁽¹⁾

In its most watered down sense perhaps everyone has restructuring experience (and John Hess more than most), but when taken as a meaningful mark of having effectively turned around an organization, not one of John Hess's Nominees have experience on par with what Karl Kurz helped accomplish at Anadarko, David McManus helped execute at Pioneer, or what Harvey Golub achieved at American Express.

1. Hess Letter to Shareholders, March 26, 2013



Shareholder Nominees bring recognition that **real change** is needed and an ability to effect change through the Boardroom. **Shareholder Nominees have led substantial turnarounds and driven operational achievements**, not through "liquidations," but rather through impactful change that reoriented their corporations in a manner that **benefited all Shareholders**.

Shareholder Nominees

"Shareholder Nominees will form their own, independent views on the Company, its assets, and its strategy."

**Objective, Clear-Eyed Analysis
Evaluating All Options
to Maximize Shareholder Value**

John Hess's Nominees

"These independent directors agreed to join our board, because they believe in our outstanding plan and they recognize that our plan is the right plan..."

**John Hess's Plan
All Shareholders Can Hope to Get And
No Confidence in Timing or Execution**

[141]



- Large turnover needed to change Board dynamic and culture
 - Provides opportunity to reset culture and introduce accountability
 - Need directors with no links to current Board and management
 - Need directors that have not agreed to any plan
- Self-restructuring of Board is not sufficient
 - No acknowledgement of the fundamental problems
 - Changes to date have been reaction to Shareholder Nominees
 - Shareholders deserve a Board that demonstrates proactive leadership

"Electing new management nominees is itself likely to be seen as a vote for the old order; electing dissident nominees, if they carry meaningful credentials and experience, sends a far stronger signal to the incumbent board, and is thus more likely to effect change."

- ISS Proxy Advisory Services,
Recommendation: Barnes & Noble Proxy Contest, September 2010

[142]



There are fundamental problems at Hess that have persisted for nearly two decades and have resulted in unrelenting underperformance.

Hess's attitude that **nothing** fundamental is wrong, that **no substantive problems need to be addressed**, and that Hess is "delivering Shareholder value" is precisely the mindset that ensures continued underperformance.

We believe Hess has great assets but is mismanaged. It is a public company that should be run for all Shareholders but has been held captive by a CEO and Board that are apparently unwilling to take an objective, clear-eyed look at their own record. **The first step in correcting a problem is recognizing it exists.**

Shareholder Nominees will deliver the transformative change they delivered at their prior organizations, because they possess not only the capability to do so, but also the humility and willingness to acknowledge problems and fix them.

[143]



Investors

Bruce H. Goldfarb / Pat McHugh / Geoff Sorbello
Okapi Partners LLC
Tel: +1-212-297-0720
info@okapipartners.com

Press

John Hartz
Tel: +1-212-446-1872
Tel 2: +1-718-926-3503
jhartz@sloanep.com

For Additional Information

www.ReassessHess.com

[144]

I. Additional Information on Compensation



What it is: \$30,000 for each 1% that Hess's stock outperforms Hess's own proxy peers as measured at the end of the Shareholder Nominee's three-year term as a director (2016)

- Similar to Hess's Performance Share Unit (PSU) program but with more rigorous goals
 - The peer group is the exact same as the group used for the PSU program
 - The measurement of total return is the same as the PSU program
 - The goals are **more rigorous** than PSU program because Shareholder Nominee is only paid if outperform peer group and payment commensurate with amount of outperformance. Hess pays management 50% to 100% of target bonus even if Hess in 3rd quartile
- The obligation to pay is contractually fixed and **not subject to Elliott's discretion**
- The payment has **no tie whatsoever to Elliott's P&L or investment**
- The duration is **more long term oriented than any plan currently at Hess**
- The payment is capped at 300% outperformance (300% outperformance would imply Hess share price at ~\$250 per share while peers are flat)

[146]

An Example



If:

- Shareholder Nominee is elected to the Board, and
- During the three years following the 2013 Annual Meeting
 - Hess Common Stock had a total return of 30%
 - Peer group has a total return of 20%
 - Therefore, outperformance of 10%

Then:

- Nominee would receive compensation of \$300,000 ($\$30,000 \times 10$)

[147]



"We understand from reading their proxy statement that any continuing agreement between Elliott and their nominees will be purely executory and such nominees will not owe any duty or allegiance to Elliott. Moreover, we find that the compensation provided by Elliott to their nominees is consistent and comparable to that of the company's continuing directors; specifically, continuing directors have similar upside potential on historical share grants received during their tenure as directors. We believe Elliott's nominees and your continuing directors are all compensated in a manner consistent with their fiduciary duties to all the shareholders."

David H. Batchelder
Hess shareholder, Relational Investors LLC

"Hess has portrayed these bonuses as somehow objectionable...it is difficult to see the merit in management's arguments. The bonuses seem surgically tailored to tie the payoff to Hess's stock price performance compared to competitors. That is intended to align the interests of those directors with those of the company's shareholders. Elliott makes the promise at the outset and then has no role to play afterwards, other than to pay up if milestones are met. No one is beholden to Elliott and the independence of those directors is not compromised."

Lawrence A. Cunningham,
Professor, George Washington University Law School

"The Elliott approach makes sense for Hess shareholders. It's a straightforward and objective incentive plan that clearly connects the interests of independent nominees with the interests of shareholders over the medium and long term. This kind of approach lends itself to allowing these nominees, if elected, to focus on independent decision-making and fulfilling their fiduciary obligations on behalf of shareholders."

Randall Thomas,
Professor, Vanderbilt Law School

[148]

And More Governance Experts



"The Elliott plan makes perfect sense for Hess shareholders. In fact, it is state-of-the-art and ought to be more broadly adopted. Tying director compensation directly to outperformance against peers perfectly aligns the directors with the interests of shareholders. The payments are legal obligations, not discretionary, and they bear no relationship whatsoever with any recommendations put forward by Elliott. I think it is a great plan that serves Hess shareholders well."

Yair Listoken,
Professor, Yale Law School

"Hess shareholders should not find this approach objectionable, but should in fact be happy that Elliott is willing to pay its own money to compensate director nominees based directly on Hess's stock price performance relative to its peer group. This approach is transparent and clear, and it aligns the interests of independent nominees with those of Hess shareholders."

M. Todd Henderson
Professor, University of Chicago Law School

"The Elliott nominee compensation plan closely aligns the interests of those nominees with the medium and long term interests of Hess shareholders and has no impact on a director's independence or ability to fulfill his duties to stockholders. The payout criteria are objective, not discretionary, and they tie only to market price performance over a fairly long period, regardless of whether the Board adopts Elliott's proposals."

Lawrence A. Hamermesh,
Professor, Widener Institute of Delaware Corporate Law

[149]

Shareholder Nominee Compensation Serves as Catch-up to Current Directors



After years of receiving unrestricted stock, Hess's current Board members have similar upside to Shareholder Nominee compensation

Current Non-Management Board Members	Compensation Per 1% Increase Hess Stock ⁽¹⁾
Nicholas F. Brady	\$91,917
Samuel Bodman	\$25,104
Edith Holiday	\$20,580
Thomas H. Kean	\$24,089
Craig Matthews	\$17,422
Risa Lavizzo-Mourey	\$22,939
John Mullin III	\$28,176
Samuel A. Nunn Jr.	\$2,349
Frank A. Olson	\$27,900
Ernst von Metzsch	\$54,342
Robert Wilson	\$50,686
Average Current Board	\$33,228
Average Remaining Board	\$31,176

"Moreover, we find that the compensation provided by Elliott to their nominees is consistent and comparable to that of the company's continuing directors; specifically, continuing directors have similar upside potential on historical share grants received during their tenure as directors."

David H. Batchelder
Hess shareholder, Relational Investors LLC⁽²⁾

Source: Bloomberg, Company filings

1. Calculated using share holdings as of 3/15/12 proxy filing and valuation as of 4/5/13

2. Relational Investors letter to John Hess on March 27, 2013

[150]

II. Additional Information on Peers

Who Are Hess's Peers?



Company	Description
Chevron (CVX)	U.S. SuperMajor; Poor comparable due to size and business mix
Exxon (XOM)	U.S. SuperMajor; Poor comparable due to size and business mix
BP (BP)	European SuperMajor; Poor comparable due to size, business mix and differences in European equity markets
Shell (RDSA)	European SuperMajor; Poor comparable due to size, business mix and differences in European equity markets
Statoil (STO)	European SuperMajor; Poor comparable due to size, business mix and differences in European equity markets
Total (TOT)	European SuperMajor; Poor comparable due to size, business mix and differences in European equity markets
Apache (APA)	Concentrated exposure to Egypt (58% of Income), which has suffered due to Arab Spring
Anadarko (APC)	Most comparable peer according to Wood Mackenzie; Gas exposure overstated due to consistent monetization of exploration assets prior to production
ConocoPhillips (COP)	Reasonable comparable given transition from integrated to E&P
Devon (DVN)	North America only; significant exposure to North American natural gas and NGLs
EOG (EOG)	Reasonable comparable to Hess resource play business; natural gas weighting is a headwind for EOG
Marathon (MRO)	Reasonable comparable given transition from integrated to E&P, size and oil exposure
Murphy (MUR)	Reasonable comparable but higher exposure to North American natural gas and NGLs, substantially lower percentage of value from unconventional oil as percentage of net asset value
Noble (NBL)	Most comparable peer according to Bank of America Merrill Lynch; Comparable mix of Exploration/Resource Exposure
Occidental (OXY)	Substantially larger than Hess; Large chemical operations
Talisman (TLM)	Significantly higher exposure to North American natural gas and NGLs
Continental (CLR)	Most comparable peer for Hess's Bakken position
Kodiak (KOG)	Bakken pure-play operator
Oasis (OAS)	Bakken pure-play operator

Hess Relative Performance



	As of 11/28/12 End Date ⁽¹⁾						As of 1/25/13 End Date ⁽²⁾					
	17-Year	5-Year	4-Year	3-Year	2-Year	1-Year	17-Year	5-Year	4-Year	3-Year	2-Year	1-Year
U.S. SuperMajor												
CVX	(359)%	(71)%	(59)%	(61)%	(66)%	(25)%	(368)%	(100)%	(83)%	(72)%	(54)%	(8)%
XOM	(320)%	(38)%	(27)%	(39)%	(61)%	(30)%	(285)%	(55)%	(25)%	(50)%	(45)%	(4)%
European SuperMajor												
BP	33%	2%	(6)%	9%	(39)%	(18)%	77%	(19)%	(22)%	17%	(24)%	1%
RDSA	(61)%	(48)%	(58)%	(60)%	(50)%	(20)%	(11)%	(71)%	(76)%	(50)%	(39)%	2%
STO	N/A	(22)%	(45)%	(22)%	(49)%	(13)%	N/A	(59)%	(41)%	(24)%	(38)%	0%
TOT	(222)%	(17)%	(21)%	(20)%	(42)%	(21)%	(192)%	(37)%	(34)%	(11)%	(28)%	(1)%
Large Cap Independent												
APA	(360)%	(8)%	(8)%	5%	(0)%	3%	(359)%	(26)%	(9)%	18%	8%	19%
APC	(277)%	(60)%	(89)%	(35)%	(44)%	(9)%	(276)%	(83)%	(114)%	(27)%	(31)%	3%
COP	(271)%	(41)%	(73)%	(75)%	(62)%	(27)%	(252)%	(63)%	(91)%	(78)%	(51)%	(16)%
COP/PSX ⁽³⁾	(328)%	(52)%	(89)%	(90)%	(74)%	(38)%	(322)%	(77)%	(112)%	(97)%	(65)%	(29)%
DVN	(124)%	6%	18%	7%	(5)%	1%	(80)%	(3)%	12%	20%	11%	19%
EOG	(708)%	(71)%	(46)%	(48)%	(60)%	(32)%	(728)%	(86)%	(88)%	(34)%	(50)%	(14)%
MRO	(522)%	(32)%	(123)%	(81)%	(87)%	(32)%	(535)%	(61)%	(108)%	(95)%	(56)%	(3)%
MRO/MPC ⁽⁴⁾	(683)%	(51)%	(164)%	(113)%	(117)%	(32)%	(746)%	(91)%	(156)%	(139)%	(86)%	(3)%
MUR	(566)%	(18)%	(53)%	(25)%	(21)%	(29)%	(570)%	(32)%	(47)%	(29)%	(17)%	(5)%
NBL	(398)%	(68)%	(98)%	(66)%	(48)%	(19)%	(422)%	(96)%	(123)%	(42)%	(52)%	(4)%
OXY	(815)%	(46)%	(58)%	(12)%	(17)%	3%	(881)%	(75)%	(59)%	(15)%	(13)%	20%
TLM	(89)%	4%	(5)%	22%	11%	(3)%	(51)%	(11)%	(4)%	30%	20%	3%
Bakken Operators												
CLR	N/A	(222)%	(253)%	(92)%	(55)%	(15)%	N/A	(280)%	(282)%	(110)%	(65)%	3%
KOG	N/A	(304)%	(1,716)%	(276)%	(106)%	(14)%	N/A	(378)%	(2,354)%	(276)%	(87)%	8%
OAS	N/A	N/A	N/A	N/A	(49)%	(17)%	N/A	N/A	N/A	N/A	(56)%	0%
Proxy Peers⁽⁵⁾												
Revised Peers ⁽⁶⁾	(333)%	(31)%	(43)%	(29)%	(40)%	(17)%	(322)%	(52)%	(53)%	(27)%	(27)%	1%
Integrated Peers ⁽⁷⁾	(460)%	(45)%	(63)%	(44)%	(47)%	(20)%	(468)%	(68)%	(75)%	(43)%	(36)%	(1)%
Bakken Operators ⁽⁸⁾	(317)%	(35)%	(52)%	(40)%	(53)%	(20)%	(306)%	(60)%	(60)%	(42)%	(39)%	(1)%
XOP	N/A	(263)%	(984)%	(184)%	(70)%	(16)%	N/A	(329)%	(1,318)%	(193)%	(69)%	4%
XLE	N/A	(31)%	(57)%	(43)%	(44)%	(20)%	N/A	(54)%	(70)%	(42)%	(36)%	(4)%

Source: Bloomberg, Company filings

- As of 11/28/12, date before which Elliott began to purchase a substantial amount of Hess stock
- As of 1/25/13, date before which Elliott intention to nominate directors became public
- Incorporating spinoff of PSX which took place in May 2012
- Incorporating spinoff of MPC which took place in July 2011
- Proxy peers: Used by Hess for mgmt compensation: Anadarko, Apache, BP, Chevron, ConocoPhillips,

Devon, EOG, Exxon, Marathon, Murphy, Occidental, Shell, Statoil, Talisman and Total

- Revised proxy peers: excludes Devon & Talisman due to high North America gas weighting; excludes BP, Shell, Statoil, Total due to European super major status; includes Noble as additional relevant competitor [153]
- Integrated Peers includes BP, CVX, COP, XOM, MRO, OXY, RDS, STL and TOT. COP and MRO were integrated until May 2012 & July 2011 respectively
- Bakken Operators: Includes Continental, Oasis and Kodiak

Hess Cherry-Picks Proxy Peers Year by Year Still Manages to Underperform Them All



	10 - Year	7-Year	5-Year	3-Year	1-Year	
	2003 Proxy Peers	2006 Proxy Peers	2008 Proxy Peers	2010 Proxy Peers	2012 Proxy Peers	
Anadarko	Anadarko	Anadarko	Anadarko	Anadarko	Anadarko	
Apache			Apache	Apache	Apache	
			Ashland			
				BG		
		BP	BP	BP	BP	
Burlington						
		Chevron	Chevron	Chevron	Chevron	
		Conoco	Conoco	Conoco	Conoco	
Devon	Devon	Devon	Devon	Devon	Devon	
				EOG	EOG	
		Exxon	Exxon	Exxon	Exxon	
Kerr-McGee						
Marathon	Marathon	Marathon	Marathon	Marathon	Marathon	
			Murphy	Murphy	Murphy	
Oxy	Oxy	Oxy	Oxy	Oxy	Oxy	
		Shell	Shell	Shell	Shell	
					Statoil	
		Sunoco	Sunoco	Sunoco		
					Talisman	
		Tesoro	Tesoro	Tesoro		
					Total	
Unocal						
		Valero	Valero	Valero		
			Williams			
	(99)%	(31)%	(48)%	(60)%	(11)%	

Indicates change in Hess proxy peers

Source: Company filings

1. Performance calculated from first day of the year to 11/28/12, date before which Elliott began to

purchase a substantial amount of Hess stock, for example, performance for 2003 proxy peers

calculated from 1/1/2003 to 11/28/12

**Based on Market Capitalization and E&P Revenue
Most Comparable Peers Are Large Cap Independents and Continental**



- Market capitalization:
 - Super Majors are ~5 to 24x Hess
 - Large Cap Independents are 0.7x to 4.1x Hess

- Revenue:
 - E&P Revenue is more relevant than Total Revenue when evaluating relative size because downstream operations generate high revenues but have limited economics. For example, Hess downstream generates 68% of its revenue but represents less than 9% of Hess net income

Based on market capitalization and revenue, Hess's most comparable peers are Large Cap Independents and Continental

	Market Cap as Multiple of Hess ⁽¹⁾	Revenue as Multiple of Hess	E&P Revenue as Multiple of Hess	Production as Multiple of Hess
U.S. SuperMajor				
CVX	12.3x	6.1x	5.8x	6.4x
XOM	23.9x	12.0x	6.6x	10.4x
European SuperMajor				
BP	7.8x	10.0x	4.5x	8.1x
RDSA	12.8x	12.4x	6.2x	7.9x
STO	4.6x	3.4x	5.0x	4.3x
TOT	6.6x	6.4x	4.2x	5.4x
Large Cap Independent				
APA	1.8x	0.5x	1.6x	1.9x
APC	2.2x	0.4x	1.1x	1.8x
COP	4.1x	1.5x	3.2x	3.8x
DVN	1.3x	0.3x	0.7x	1.7x
EOG	1.9x	0.3x	0.7x	1.1x
MRO	1.3x	0.4x	1.1x	1.1x
MUR	0.7x	0.8x	0.4x	0.5x
NBL	1.0x	0.1x	0.4x	0.6x
OXY	3.7x	0.6x	1.7x	1.9x
TLM	0.7x	0.2x	0.7x	1.0x
Bakken Operators				
CLR	0.7x	0.1x	0.2x	0.2x
KOG	0.1x	0.0x	0.0x	0.0x
OAS	0.2x	0.0x	0.1x	0.1x

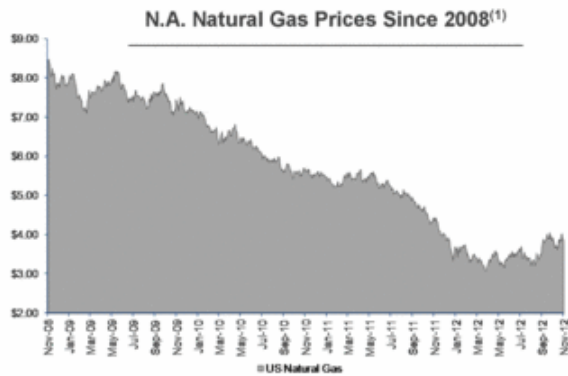
*Shareholders need to be satisfied that the peer group is appropriate and **not cherry-picked** for the purpose of justifying or inflating pay. In general, **we believe a peer group should range from 0.5 to 2 times the market capitalization of the Company.** In this case, Glass Lewis has **identified 10 peers outside of this range**, which represents approximately **62.5% of the peer group.**
Glass Lewis, Hess Proxy Paper 2011

Source: Company filings
1. Market capitalization as of 11/28/12, date before which Elliott began to purchase a substantial amount of Hess stock

With Low Exposure to Collapsing N.A. Natural Gas Prices, Hess Should Have Outperformed All of the Independents, Especially DVN, EOG, and TLM



U.S. natural gas prices have collapsed over the past 5 years



	% of Production North American Gas or NGLs	% of Production Oil
Hess	9%	70%
U.S. SuperMajor		
CVX	8%	68%
XOM	16%	52%
European SuperMajor		
BP	8%	63%
RDSA	9%	51%
STO	4%	55%
TOT	2%	55%
Large Cap Independent		
APA	36%	45%
APC	68%	32%
COP	34%	45%
DVN	79%	21%
EOG	52%	34%
MRO	15%	64%
MUR	23%	58%
NBL	37%	37%
OXY	27%	61%
TLM	41%	35%
Bakken Operators		
CLR	30%	70%
KOG	10%	90%
OAS	8%	92%

Hess has lowest exposure to N.A. gas of any Independent peer

- Hess has only 9% of production exposed to low U.S. natural gas and NGL pricing

*Note: APC's North American gas exposure overstated due to consistent monetization of exploration assets prior to production

Source: Company filings
1. January 2013 Natural Gas

Hess Is No More Integrated Than Any of The Large Cap Independents But Is Substantially Less Integrated Than The SuperMajors



- When evaluating % of Gross PP&E or % of Net Income outside of E&P operations, Hess is similar to Large Cap Independents
- COP and MRO have transitioned from Integrated to E&P pure-plays by spinning off their downstream operations, PSX and MPC respectively
 - Hess was positioned to undergo a similar transition

If Hess wants to be compared to Integrated, then COP and MRO are the most relevant peers

	Average % of Gross PP&E Outside of E&P ⁽¹⁾			Average % of Net Income Outside of E&P		
	5-Yr	3-Yr	1-Yr	5-Yr	3-Yr	1-Yr
Hess	7%	6%	6%	6%	3%	9%
U.S. SuperMajor						
CVX	15%	13%	12%	6%	8%	9%
XOM	28%	25%	21%	25%	28%	36%
European SuperMajor						
BP	10%	10%	10%	13%	16%	8%
RDSA	24%	24%	23%	14%	17%	19%
STO	10%	9%	8%	11%	10%	12%
TOT	10%	8%	8%	16%	16%	17%
Large Cap Independent						
APA ²	6%	6%	6%	0%	0%	0%
APC	9%	9%	10%	4%	4%	5%
COP	13%	11%	0%	11%	15%	0%
DVN ²	0%	0%	0%	17%	17%	22%
EOG	0%	0%	0%	0%	0%	0%
MRO	19%	11%	0%	17%	6%	4%
MUR	20%	17%	12%	16%	18%	15%
NBL	0%	0%	0%	0%	0%	0%
OXY	17%	17%	17%	11%	12%	14%
TLM	0%	0%	0%	0%	0%	0%
Bakken Operators						
CLR	0%	0%	0%	0%	0%	0%
KOG	0%	0%	0%	0%	0%	0%
OAS	0%	0%	0%	0%	0%	0%

Source: Company filings
1. Gross PP&E used as a proxy for capital employed which many of the peers fail to disclose
2. APA breaks out midstream for PP&E but not for income; DVN breaks out midstream operations for income but not for gross PP&E

Idiosyncratic Events Make Apache (APA) and BP Not Comparable to Hess Over The Last 5 Years



Apache suffered from the Arab Spring

- For Apache: 20% of production, 30% of cash flow, and 58% of operating income come from Egypt

"Since early-2011, Egypt has been a persistent overhang for APA. While in simple terms the region accounts for ...23% of our NAV, this understates the importance of the asset for the portfolio.... While a complete lifting of the Egypt overhang is unlikely, the market is discounting a very bearish outcome for an asset that has suffered no visible economic impact from the deteriorating political & fiscal situation over the past 2 years."

-Deutsche Bank (March 7, 2013)

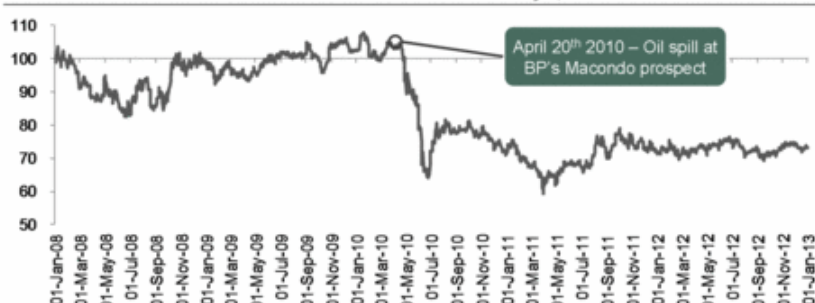
"APA's stock performance has significantly lagged its peer average and the S&P 500 since the Egyptian revolution. We are more pessimistic about Egypt's future than in any time in the last two years and are reducing our PT to \$95 from \$105. We think APA would be better off exiting Egypt by selling its operations and using the proceeds to buy back shares, reduce debt and boost investments elsewhere."

-Oppenheimer (February 28, 2013)

BP stock price declined substantially due to Macondo

- BP's stock collapsed by more than 50% in the wake of Macondo

BP Relative Performance Since January 1, 2008⁽¹⁾



[158]

Source: Company filings

1. BP performance versus remainder of Hess proxy peers

On The Basis of Size, N.A. Gas Exposure, and % of PP&E Outside of Upstream, Anadarko And Noble Are The Most Comparable Peers; Conoco And Marathon Are Instructive Given Similar Transitions to Pure-play E&P; Continental Is Closest Comparable For Bakken Position



	Independent vs. SuperMajor	Mkt Cap as Multiple of Hess ⁽¹⁾	E&P Revenue as Multiple of Hess	% of Production North American Gas or NGLs	Average % of Gross PP&E Outside of E&P ⁽¹⁾			
					5-Yr	3-Yr	1-Yr	
Hess	Independent			9%	7%	6%	6%	
Most Comparable Peers								
Anadarko (APC)	Independent	2.2x	1.1x	68% ⁽⁴⁾	9%	9%	10%	<ul style="list-style-type: none"> Independent E&P with international scale comparable to Hess Significant U.S. onshore resource play exposure International exploration is key corporate focus Significant operations in Gulf of Mexico Considerable capital deployed in midstream operations Most comparable peer according to Wood Mackenzie⁽²⁾
Noble (NBL)	Independent	1.0x	0.4x	37%	0%	0%	0%	<ul style="list-style-type: none"> Independent E&P with international scale comparable to Hess Significant U.S. onshore resource play exposure International exploration is key corporate focus Portfolio includes suite of core international assets in West Africa and long-life gas assets Most comparable peer according to Bank of America Merrill Lynch⁽³⁾
Instructive Given Similar Transitions to Pure-play E&P								
Conoco (COP/PSX)	Independent	4.1x	3.2x	34%	13%	11%	0%	<ul style="list-style-type: none"> Independent E&P with diversified portfolio of international assets Transitioned from integrated E&P to pure-play E&P (completed 2012) Significant U.S. onshore resource play exposure Undergoing significant divestiture program Material overlap with Hess asset base: Gulf of Mexico, Norway, West Africa, and Malaysia
Marathon (MRO/MPC)	Independent	1.3x	1.1x	15%	19%	11%	0%	<ul style="list-style-type: none"> Independent E&P with international scale comparable to Hess Transitioned from integrated E&P to pure-play E&P (completed 2011) Significant U.S. onshore resource play exposure Low exposure to North American natural gas and NGLs
Most Comparable Bakken Operator								
Continental (CLR)	Independent	0.7x	0.2x	30%	0%	0%	0%	<ul style="list-style-type: none"> Significant acreage position in the Bakken

Source: Company filings

1. As of 11/28/12, date before which Elliott began to purchase a substantial amount of Hess stock

2. Source: Wood Mackenzie - September 2012 Hess Corporate Report

3. Bank of America Merrill Lynch, April 1 2013

4. APC's North American gas exposure overstated due to consistent monetization of oil- [159] focused exploration assets prior to production



Investors

Bruce H. Goldfarb / Pat McHugh / Geoff Sorbello
Okapi Partners LLC
Tel: +1-212-297-0720
info@okapipartners.com

Press

John Hartz
Tel: +1-212-446-1872
Tel 2: +1-718-926-3503
jhartz@sloanep.com

For Additional Information

www.ReassessHess.com